THE AVIATION CHALLENGE

PRESENTED BY SKYTEAM

THE AVIATION CHALLENGE

2026 TAC CHALLENGE AWARDS & METRICS

Handbook for participants

v3 October 2026

WELCOME, 2026 GAME CHANGERS!

Dear Game Changers,

This year we celebrate a landmark occasion - **five years of The Aviation Challenge**. Over the past years, we have transformed into an industry-defining challenge that rewards progress and reduces aviation's environmental impact. Our journey so far has shown that when we come together, we can create real and lasting change across the industry. The 2026 Challenge theme, **Collective Momentum**, neatly ties into everything TAC represents, highlighting the power of collaboration to build on our combined achievements to accelerate progress.

Reflecting this theme, many of this year's awards celebrate the collaboration and knowledge sharing which underpin impactful solutions. We are also proud to expand our recognition of the impact of solutions across environmental, financial and social domains in this year's challenge.

Thank you for being a part of our story, helping to continue to drive change for many years to come. Let us continue to come together to transform aviation for the better, one solution at a time.

Wishing you success in this year's challenge!

- The Aviation Challenge Team

EVGENIA STARKOVA

VP SUSTAINABILITY & MARKETING

PAUL ZISSERMANN

DIRECTOR SUSTAINABILITY

ERIC KALALI

TAC PROJECT LEAD

HOW TO USE THIS HANDBOOK FOR TAC 2026?

- This booklet is designed for all participants of TAC 2026.
- It contains everything you need to support your journey through TAC 2026.
- Inside this booklet, you will find details on the TAC process, an overview of the awards, the evaluation process, and the various categories and metrics.
- If you have any questions, feel free to reach out to SkyTeam's TAC project team.

How to navigate?

This document is interactive.

You can navigate using the buttons at the bottom of each page.

You can return to the 'Table of Contents' or move to the 'next' or 'previous' page.

Click to return to Table of Contents

Navigate to previous / next page

THE AVIATION CHALLENGE

TABLE OF CONTENTS

1 The Aviation Challenge 2026 6

2 Timeline and Expectations 13

3 Organize for a Successful Challenge 18

4 Evaluation Process 25

5 Award Categories 27

6 Detailed Award Categories 35

7 Appendix 83

1

THE AVIATION CHALLENGE 2026

Our Purpose

SkyTeam's 'The Aviation Challenge' is the only alliance-led sustainability accelerator that aims to **reduce our industry's** environmental impact **one solution at a time**

Our Goal

Transform mindsets and behaviours

TAC energizes the industry by introducing fresh thinking and challenging mindsets. Empowering staff and passengers to adopt more sustainable behaviors.

Scale innovation into measurable impact

TAC shows change is possible. It empowers airlines to accelerate the adoption of novel solutions and achieve tangible environmental outcomes.

Unite the industry through collaboration

TAC connects sustainability leaders across the industry to break down silos, acting as a catalyst for collaboration, turning ideas into collective progress.

Our Value

1b+ CO_2
Emission Reduction[1]

800+
Solutions to adopt



300m+
Global Reach[2]



10,000+
Employees Engaged[3]

Strategic Value

Accelerating sustainability through operational impact

For example…

SAS used recycled carboard cargo support planks, reducing weight by 80% and the CO_2 emitted by 37 tons.

TUI reduced Single-use-plastics by 97%, reducing CO_2 emissions by nearly 3000 tonnes.

Commercial Value

Differentiate through competitive innovation and unlock new opportunities

For example…

Shanghai Airlines used lighter reusable trays reducing flight fuel consumption by 22.31 tons on 81k flights roughly saving 15.000 USD[4].

Delta identified 14.5m gallons of fuel savings in 2025 through implementing and scaling ACI.

Brand Value

Visible innovative and sustainable airline leadership

For example…

Kenya Airways positioned itself as an African leader in sustainable aviation with its first intra-African SAF flight.

KLM Cityhopper launched the first 100% SAF ticket, covering the full cost of SAF for one seat.

Employee Value

Engaging and inspiring employees through purpose driven innovation

For example…

KLM doubled its Sustainability Ambassadors network to 230 people to empower employees to expand local sustainability actions.

Air France implemented My Climate School, a training programme for employees.

[1] Sum of all solutions and avoided CO_2 emissions in TAC2024
[2] During the October 2025 showcase window, the total reach of airlines' social media channels surpassed 300 million – source: Meltwater
[3] Sum of employees of airline participants in TAC 2025
[4] Assumes $99 per barrel in 2024

Our Theme

5 YEARS

The Aviation Challenge 2026 theme, **Collective Momentum**, celebrates one of the program's defining values: **collaboration**.

It reflects our belief that by working together, we can **drive meaningful progress** and **unite the industry through collaboration** toward a more **sustainable future**.

Marking TAC's **fifth anniversary**, this theme also acknowledges the **collective efforts of past participants** and our ambition to keep building on that momentum year after year.



Replicate

Collaborating to share and learn together by implementing the learnings for measurable impact.

Co-Create

Working together to co-create new solutions, scaling innovation into measurable impact

EXPANDING IMPACT IN TAC 2026

- The core focus of The Aviation Challenge continues to be reducing the environmental impact of our industry. In 2026, for the first time we will expand the scoring of solutions to consider **financial impact** as well.
- Whilst having a strong environmental impact is crucial, it is important that solutions also consider the **financial cost of implementation.** A solution needs to have a **positive business case** to encourage its **wider adoption**.
- This year, we are proud to include a new award, **Social Sustainability Leadership**, to recognize the outstanding efforts of participants who are making a positive difference in their communities.

EXPANDING PARTICIPATION IN 2026

ACCELERATING SUSTAINABILITY ACROSS THE AVIATION INDUSTRY AS A WHOLE

We are excited to announce a renewed angle for TAC 2026: designing specifically for airline and airport participants. This step broadens the scope of collaboration and innovation to include the entire aviation ecosystem, creating new opportunities for impactful sustainability solutions.

Other types of participants are encouraged to join, however, they may also decide to partner with an airport or airline participant for a specific category.

Collective Industry Momentum

With the 2026 year's theme we are celebrating the collective momentum the aviation industry is going through and the impact we are making with the following types of participants:

- SkyTeam Airlines
- SkyTeam Cargo Airlines
- SkyTeam Affiliates and Subsidiaries
- Non-alliance Airlines
- Airports

2

TIMELINE AND EXPECTATIONS

TIMELINE AND EXPECTATIONS

OVERVIEW OF KEY MOMENTS

2026

February

CHALLENGE LAUNCH

Introduction to TAC 2026. All information on participation is released.

May

FIRST CHECK-IN

Share your plans for 2026 and exchange with peers.

1 August

FINAL PLAN DECISION

Submit finalised plans for 2027 showcase.

Until 22 October

SHOWCASE EVENT WINDOW *[optional]*

Execute your showcase event to share solutions with the world.

2 November

DATA SUBMISSION

Share your data on progress made and impact of your solutions through the TAC platform.

November

EXPERT EVALUATION

Your submissions will be evaluated by the independent expert panel.

December

PEER VOTING

Every participant will execute voting on various categories based on a pre-defined shortlist.

December

JURY CONSULTATION

An independent jury will make the final decision on the winners.

January

WINNERS ANNOUNCED

Award ceremony to announce winners and exchange knowledge.

2027

THE AVIATION CHALLENGE

RETURN

[1] https://theaviationchallenge.com/

TIMELINE AND EXPECTATIONS

KEY MILESTONES

Launch of TAC 2026	February 2026
First Check-In: Share 2026 plans & exchange experiences	May 2026
Second Check-In: Decision on 2026 plans	1 August 2026
Showcase Event window	Up to 22 October 2026
Data submission deadline	2 November
Expert, jury and peer evaluation	3 November – 10 December
Connect Event	January, 2027

SHOWCASE EVENT/ FLIGHT

Note: For the 2026 edition of TAC, the showcase flight is no longer a mandatory requirement and is now optional. Participation in the two "Showcase Awards" categories, however, still requires completion of a showcase flight.

The role of the **showcase event or flight** is to serve as a **demonstration platform** for innovative sustainability solutions and practices in aviation. It provides a tangible example of how **solutions** can be integrated into real-world operations, inspiring industry-wide adoption and progress.

Collecting emissions data from the showcase event is crucial for evaluating your own performance and contributes to a collective effort to track progress. Year-on-year, this data measures the ongoing impact of the event highlighting incremental gains and overall progress toward sustainability goals and TAC objectives.



How to leverage your showcase event?

- **Proof of Concept:** Testing and validating new ideas and solutions in an operational environment proving their practicality and impact.
- **Industry inspiration for adoption:** Setting an example for the aviation sector by scaling solutions and sharing insights and results that encourage others to implement similar efforts.
- **Passenger education:** Engaging passengers directly by raising awareness about more sustainable travel practices and inviting them to participate in action.
- **Learning opportunity:** Identifying successes and challenges to providing valuable lessons for implementation and future initiatives.

SHOWCASE FLIGHT / SHOWCASE EVENT

Note: For the 2026 edition of TAC, the showcase flight is no longer a mandatory requirement and is now optional. Participation in the two "Showcase Awards" categories, however, still requires completion of a showcase flight.

What constitutes a showcase flight?

- Executed by airline participants.
- Participants must test at least one solution on at least one commercial flight between with latest date 22 October 2026.
- The flight must meet certain eligibility rules detailed in the appendix.
- Participants must collect data from the flight to calculate collective impact.
- Participants must provide video footage from the showcase flight for credibility, however, they are not obligated to enter this video for a showcase award.

What constitutes a showcase event?

- Executed by airports.
- Participants must test at least one solution during at least one day of operation between with latest date 22 October 2026.
- The event must meet certain eligibility rules detailed in the appendix.
- Participants must collect data from the event to calculate collective impact.
- Participants must provide video footage from the showcase event for credibility, however, they are not obligated to enter this video for a showcase award.

3

ORGANIZE FOR A SUCCESSFUL CHALLENGE

TOP 10 TIPS FOR A SUCCESSFUL CHALLENGE

1 Understand the problem
Conduct research into current aviation trends, issues and technology, use your airline sustainability strategy

2 Engage internal colleagues and leadership
Make use of internal collaboration as well as external, engaging internal teams and leaders to go further together.

3 Identify priorities
Clearly define your top priorities to maintain focus and help to establish a clear roadmap to success.

4 Collaborate with others
The challenge is about collaborating as much as competing- working with others will improve outcomes.

5 Assign roles clearly and early
Define roles and responsibilities early on in the process to ensure everyone is working to their strengths.

6 Focus on feasibility
Be bold, but don't forget to ground your ideas in what's feasible, as the challenge also rewards incremental change.

7 Perfection comes from mistakes
Don't wait for perfection before building and testing. Perfection comes from learning from the failed experiments.

8 Data tells a story
Consider how best to effectively monitor and capture the impact of your solutions as well as implementing them.

9 Quality over quantity
Prioritise the quality of impact over the number of solutions, ensuring efforts create real change.

10 Steal with pride
For once stealing is encouraged. Make use of the repository and working with others to improve solutions.

TAC INNOVATION JOURNEY FOR PARTICIPANTS

Brainstorm solutions

Ideation

Select the most promising solutions

Inspiration

Browse solution repository

Assess the solutions

Exploration

Select the most viable solutions

Replication

Assess replication

Build

Build the solutions

Test and improve the solutions

Test

Test the solutions in showcase

Showcase solutions and collect insights

Scale

Iterate and improve the solution

Scale the solution in company for impact

Start - September

WORKING PERIOD

Work on implementing your plans to drive adoption and prepare for your showcase.

September - October

SHOWCASE EVENT WINDOW

You have a 1-month window to execute your showcase event to share solutions with the world.

2026 — 2027

October

DATA SUBMISSION

Share your data on progress made and impact of your solutions through the TAC platform.

ORGANIZE FOR CHALLENGE SUCCESS

TAC INNOVATION JOURNEY FOR PARTICIPANTS

Ideation → Exploration → Build → Test → Scale

February

Participants receive the handbook, outlining the theme for the year. Begin to brainstorm potential solutions and problems based on:

- Company strategy
- Key Improvement areas
- Technology
- Frustrating problems

Select most promising solutions to continue

March – April

Assess selected solutions. Consider things such as:

- Feasibility – Can we do this? Do we have the skills?
- Viability – What is the value? Can we pay for it?
- Desirability – Do users want it? Do they need it?
- Sustainability – What does it contribute?

Select most viable solutions & deprioritize other solutions

May – October

Build a prototype or MVP (minimal viable product) to demonstrate your solutions at the showcase event/flight.

Focus on preparing for the showcase, planning the details of the event and briefing teams involved.

Plan how to collect the data and supporting evidence during the showcase.

Reiterate solutions and plans based on feedback and development, continually learning from the challenge process.

Build, Test & Improve Solutions

Showcase and collect insights

October & Beyond

Complete your showcase event/flight. Refine the solutions if necessary and
make adjustments. If the experiment failed, modify or scrap the idea and start over. Utilize the learnings,

If successful start planning for submission with:

- Positive business case
- Partnerships and people
- Implementation & scaling plan

Scale for Impact

SUGGESTED JOURNEY FOR SUCCESS

Ideation

Feb: Challenge Kick-Off

Connect your core team driving the challenge and begin to brainstorm ideas. For returning participants, reflect on last year's learning

Feb: Idea Review

After your team has taken away their thinking, come together again to review and shortlist ideas for solutions

Exploration

Mar: Framework Design

Decide on the framework for assessing the shortlisted solution ideas. Consider the award metrics when designing this. Think about factors such as value of impact and feasibility

Mar: Feasibility Review

A special review session with relevant wider teams to assess feasibility of solutions

Apr: Review Sessions

A series of meetings to discuss and review the shortlisted solutions against the agreed framework

Build

Jun: Showcase Plan Kick-Off

Start planning the showcase event/flight- where will the destination be, how will you collect data, what evidence will support award submissions?

May: Build Phase Kick-Off

Kick-off with teams involved in building each part of the solution

Jun-Oct: Build Sessions

A series of regular meetings to check progress on building the solutions and share insights

Test

Jun-Oct: Showcase Sessions

A series of sessions to plan the showcase event/flight. Work in collaboration with the build team

Aug: Award Drafts

Start planning draft award submissions. Which will you submit, what is the key story?

Oct: Showcase Review

Gather all teams to review the showcase event/flight. What went well? What could be improved? Continue to build on the draft award submissions

Scale

Nov: Year in Review

Review the progress and achievements made by all over the year. Build excitement for the next year

Oct: Final Award Review

Review the final awards ready for submission

ORGANIZE FOR CHALLENGE SUCCESS

INTRODUCING OUR PLATFORM

- Our knowledge sharing platform is a central feature of TAC, designed to enable collaboration, co-creation and accelerate progress across the aviation industry.
- It serves as a repository of demonstrated solutions, helping airlines discover, learn from those that have already proven successful, and potentially replicate solutions for their own use.

*"A **solution**, in the context of TAC, is defined as a best-practice, innovation, or initiative that has been effectively implemented and has shown tangible results in advancing sustainability. "*

- At the beginning of the year, we expect all airlines to update their solutions in theaviationchallenge.com platform.

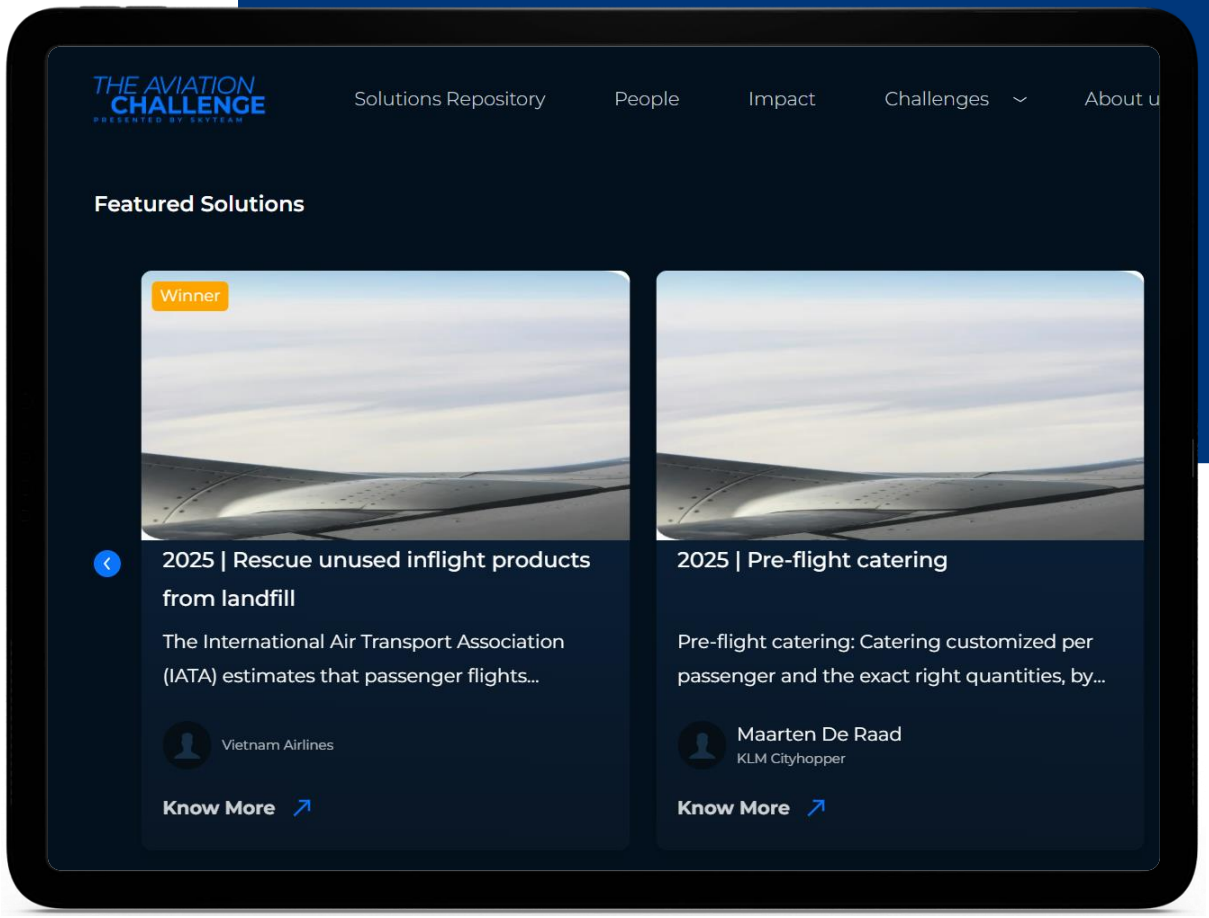

Accessible for all TAC participant employees.

HOW TO ACCESS THE PLATFORM

1. Visit theaviationchallenge.com to access our TAC online platform.
2. Create an account by registering via theaviationchallenge.com/registration.
3. Once logged in, users can explore the TAC Solutions Repository, featuring more than 600 tested sustainability initiatives submitted by over 25 airlines across the past four years.
4. To submit a solution, navigate to the Solutions Repository, select ‘Submit solution’, and complete the submission form.
5. Submitted solutions are automatically added to the repository and become visible to all other TAC Game Changers.

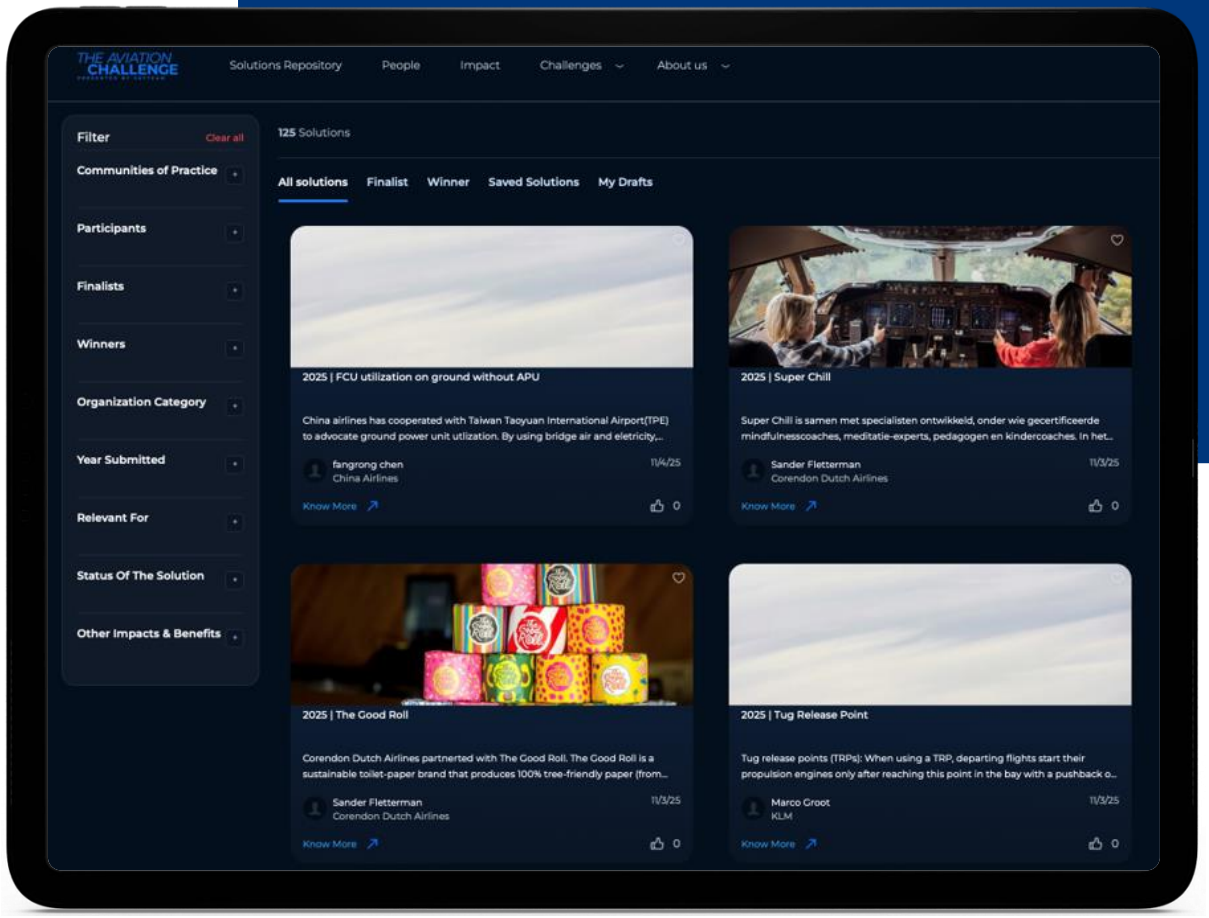

4

EVALUATION PROCESS

EXPERT PANEL & JURY PROCESS

Working period

Showcase Event/Flight

Data submissions

Expert evaluation

Jury decision

Peer voting

Winner announced

Participants will be working throughout the year to progress your sustainability journey. In the showcase window (up to 22 October 2026), you execute your TAC showcase event/flight within your existing network. You will submit all results, data, and supporting information to the relevant award categories

The evaluation process in 2026 has two methods:

Expert evaluation and jury decision:
In-depth submissions will be individually evaluated by an external expert panel. This panel comprises leading experts in aviation, innovation, and sustainability from PA Consulting Group and the Royal Netherlands Aerospace Centre (NLR). The panel will evaluate all detailed metrics per category and provide feedback. The winners are selected by a combined jury based on expert scoring and participant input.

Expert evaluation and peer-voting:
There will be a peer-voting method for some of the categories where all participants vote a winner based on a shortlist compiled by the expert panel. The winner will be selected based on the highest peer-voting score (voting explained in appendix) by participants. This will ensure that the winners reflect both meeting certain requirements and industry support.

The winners will be announced during the TAC Connect Event in January 2027.

5

AWARD CATEGORIES

AWARD RATIONALE AND RECOGNITION

Recognizing and rewarding momentum, impact and collaboration

The Aviation Challenge celebrates and rewards forward collective momentum and reduction of the aviation industry's collective environmental impact. We focus on award clusters that recognize:

- **Direct Impact Awards:** incremental operational gains through innovative sustainable solutions with a positive business case.
- **Inspirational Awards:** engagement of the internal organisation and the customers for a lasting impact.
- **Anniversary Awards**: celebrating the best of 5 years of TAC and rewarding joint innovation, collaboration and adoption.

Direct Impact Awards
Impact through efficient solutions

Inspiration Awards
Impact through collective momentum

Anniversary Awards
Impact through progress

AWARD CATEGORIES

2026 AWARD OVERVIEW

Total Awards: 19

Direct Impact Awards
Impact through efficient solutions

- FlightOps
- GroundOps & Cargo
- Inflight Products
- Catering
- MRO
- Waste Management

Inspiration Awards
Impact through collective momentum

Showcase Awards

- Lowest Impact Showcase
- Best Storytelling Showcase

Engagement Awards

- Best Customer Engagement
- Best Collective Empowerment

Leadership Awards

- SAF Leadership
- Social Sustainability Leadership

People Awards

- Team of the Year
- Game Changer of the Year

Anniversary Awards
Impact through progress

Collaboration Awards

- Best Cross-Industry Collaboration
- Best TAC Partnership

5th Anniversary Awards

- Best Replicated TAC Solution
- Greatest Solution Progress
- Best New Innovation

AWARD CATEGORIES

DIRECT IMPACT AWARDS

This category continues to celebrate participants in the TAC who exemplify this year's theme of collaborating together to drive meaningful progress. These solutions are efficient in having a significant **environmental impact whilst minimizing financial impact**. This category recognizes the importance of solutions from their **conception to scaling and implementation**. These awards recognize the implementation of solutions by participants across all areas of their operations and the collaboration required to achieve this.

2026 AWARDS

DIRECT IMPACT AWARDS

- FlightOps
- GroundOps & Cargo
- Inflight Products
- Catering
- MRO
- Waste Management

AWARD CATEGORIES

INSPIRATION AWARDS

These awards celebrate the **inspiring hard work of participants** in showcasing their solutions and engaging customers and team members alike. Bringing your **organisation and peers along on the journey** towards building a more sustainable future is key to implementing **long-lasting, transformative change**. These awards recognise those participants that have gone the **extra mile** in designing their showcases and incorporating their customers and team members into the challenge, from **leadership to internal teams.**

2026 AWARDS

INSPIRATION AWARDS

Showcase Awards

- Lowest Impact Showcase
- Best Storytelling Showcase

Engagement Awards

- Best Customer Engagement
- Best Collective Empowerment

Leadership Awards

- SAF Leadership
- Social Sustainability Leadership

People Awards

- Team of the Year
- Game Changer of the Year

AWARD CATEGORIES

ANNIVERSARY AWARDS

Celebrating the 5th anniversary of The Aviation Challenge, these awards highlight participants who have demonstrated both **enduring and innovative impact and commitment** to continually developing and enhancing sustainable solutions. These contributors set the standard for long-term progress. This category honors participants that **both inspire and take inspiration** from their peers, championing innovation and collaboration.

2026 AWARDS

ANNIVERSARY AWARDS

Collaboration Awards

- Best Cross-Industry Collaboration
- Best TAC Partnership

5th Anniversary Awards

- Best Replicated TAC Solution
- Greatest Solution Progress
- Best New Innovation

TAC SPECIAL RECOGNITIONS

In our continuous journey towards excellence and accelerating sustainability in aviation we are excited to continue the **TAC Special Recognitions**.

These Special Recognitions are **independent** of the other awards, created to highlight **extraordinary achievements** or practices that drive ground-breaking progress and momentum to reduce environmental impact in aviation.

The recognitions are evaluated by SkyTeam, in consultation with the expert panel and Jury.

THE AVIATION CHALLENGE
SPECIAL RECOGNITIONS

TAC FLIGHT RANKING

Airlines operating a showcase flight are asked to submit flight data from the year. They should submit both baseline data at the start of the year and data from their showcase flight demonstrating their implemented solutions.

This data is used to review the airline's performance and generate collective insights from the total efforts of all airlines.

The data for each airline is ranked across two categories: **Lowest CO_2 Emissions** and **Highest Progress vs Baseline.**

The top 3 airlines in each category are published.

TAC FLIGHT RANKING

Lowest CO_2 Emissions*

1		**480.3** CO_2 / RTK
2		**490.2** CO_2 / RTK
3		**505.2** CO_2 / RTK

*Example of TAC Flight Ranking not using actual numbers of the respective airlines

6

DETAILED AWARD CATEGORIES

UNDERSTANDING THE AWARD CATEGORIES

Each award category is detailed in the following pages and provides a comprehensive overview of how submissions are evaluated and recognized.

1. **Name:** The name of the award category, reflecting its focus and scope.
2. **Purpose:** A brief explanation of the category's goal and how it aligns with the challenge's objectives.
3. **Evaluation metrics:** Clear criteria used to assess submissions by the expert panel, with specific areas of focus such as impact and scalability
4. **Information & data required:** Key details and supporting materials participants need to submit to the TAC platform to ensure their initiative is thoroughly evaluated.
5. **Evaluation Process:** A transparent explanation of how submissions are reviewed, including expert evaluation, scoring, and peer-voting or jury review.

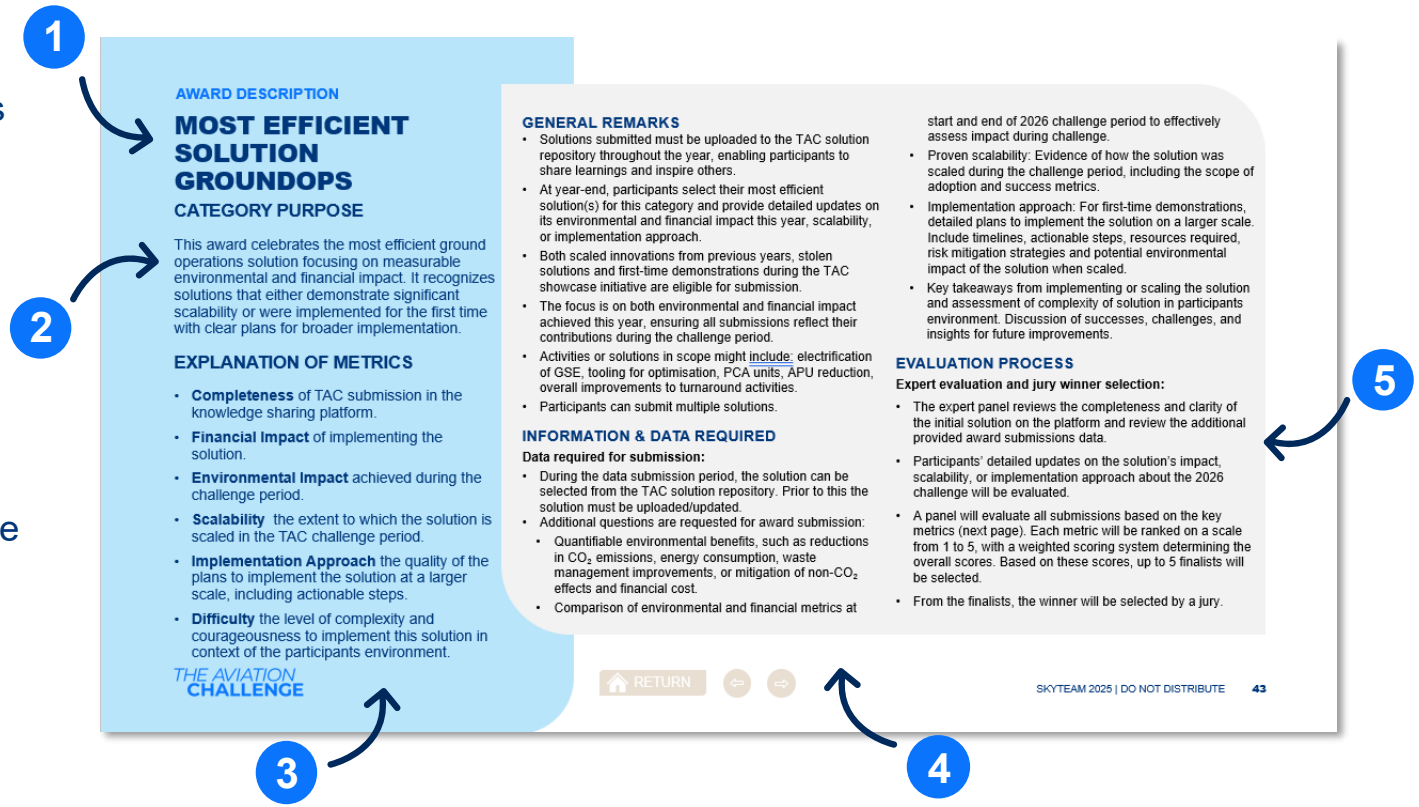

AWARD DESCRIPTION

MOST EFFICIENT SOLUTION GROUNDOPS

CATEGORY PURPOSE

This award celebrates the most efficient ground operations solution focusing on measurable environmental and financial impact. It recognizes solutions that either demonstrate significant scalability or were implemented for the first time with clear plans for broader implementation.

EXPLANATION OF METRICS

- **Completeness** of TAC submission in the knowledge sharing platform.
- **Financial Impact** of implementing the solution.
- **Environmental Impact** achieved during the challenge period.
- **Scalability** the extent to which the solution is scaled in the TAC challenge period.
- **Implementation Approach** the quality of the plans to implement the solution at a larger scale, including actionable steps.
- **Difficulty** the level of complexity and courageousness to implement this solution in context of the participants environment.

THE AVIATION CHALLENGE

GENERAL REMARKS

- Solutions submitted must be uploaded to the TAC solution repository throughout the year, enabling participants to share learnings and inspire others.
- At year-end, participants select their most efficient solution(s) for this category and provide detailed updates on its environmental and financial impact this year, scalability, or implementation approach.
- Both scaled innovations from previous years, stolen solutions and first-time demonstrations during the TAC showcase initiative are eligible for submission.
- The focus is on both environmental and financial impact achieved this year, ensuring all submissions reflect their contributions during the challenge period.
- Activities or solutions in scope might include: electrification of GSE, tooling for optimisation, PCA units, APU reduction, overall improvements to turnaround activities.
- Participants can submit multiple solutions.

INFORMATION & DATA REQUIRED

Data required for submission:

- During the data submission period, the solution can be selected from the TAC solution repository. Prior to this the solution must be uploaded/updated.
- Additional questions are requested for award submission:
  - Quantifiable environmental benefits, such as reductions in CO_2 emissions, energy consumption, waste management improvements, or mitigation of non-CO_2 effects and financial cost.
  - Comparison of environmental and financial metrics at start and end of 2026 challenge period to effectively assess impact during challenge.
  - Proven scalability: Evidence of how the solution was scaled during the challenge period, including the scope of adoption and success metrics.
  - Implementation approach: For first-time demonstrations, detailed plans to implement the solution on a larger scale. Include timelines, actionable steps, resources required, risk mitigation strategies and potential environmental impact of the solution when scaled.
  - Key takeaways from implementing or scaling the solution and assessment of complexity of solution in participants environment. Discussion of successes, challenges, and insights for future improvements.

EVALUATION PROCESS

Expert evaluation and jury winner selection:

- The expert panel reviews the completeness and clarity of the initial solution on the platform and review the additional provided award submissions data.
- Participants' detailed updates on the solution's impact, scalability, or implementation approach about the 2026 challenge will be evaluated.
- A panel will evaluate all submissions based on the key metrics (next page). Each metric will be ranked on a scale from 1 to 5, with a weighted scoring system determining the overall scores. Based on these scores, up to 5 finalists will be selected.
- From the finalists, the winner will be selected by a jury.

RETURN

SKYTEAM 2025 | DO NOT DISTRIBUTE 43

SUBMISSION TYPES FOR AWARDS

- All Direct Impact Awards
- Best Customer Engagement
- SAF Leadership
- Social Sustainability Leadership
- Best Replicated TAC Solution
- Greatest Solution Progress
- Best New Innovation

Solution Based Awards

- These awards recognise a specific solution or initiative which stands out for its impact, innovation and collaboration.
- Participants entering these awards should provide details of a solution or initiative they have implemented during the 2026 challenge period.
- These awards showcase tangible examples of sustainable achievement and inspire others to continue to pursue progress.

Non-solution Based Awards

- The awards not only recognise the hard work that participants put into their showcase, but also recognise the individuals, teams and partnerships who are the driving forces behind successful solutions and their implementation.
- Participants entering these awards should provide details of individuals, teams, partnerships or initiatives which have demonstrated multiple achievements over the 2026 period.

- Lowest Impact Showcase
- Best Storytelling Showcase
- Best Collective Empowerment
- Team of the Year
- Game Changer of the Year
- Best Cross-Industry Collaboration
- Best TAC Partnership

DIRECT IMPACT AWARDS

AWARD DESCRIPTION

MOST EFFICIENT SOLUTION FLIGHT OPS

CATEGORY PURPOSE

This award celebrates the most efficient flight operations solution focusing on both measurable environmental and financial impact. It recognizes solutions that either demonstrate significant scalability or were implemented for the first time with clear plans for broader implementation.

EXPLANATION OF METRICS

- **Completeness** of TAC submission in the knowledge sharing platform.
- **Financial Impact** of implementing the solution.
- **Environmental Impact** achieved during the challenge period.
- **Scalability** the extent to which the solution is scaled in the TAC challenge period.
- **Implementation Approach** the quality of the plans to implement the solution at a larger scale, including actionable steps.
- **Difficulty** the level of complexity and courageousness to implement this solution in context of the participants environment.

THE AVIATION CHALLENGE

GENERAL REMARKS

- Solutions submitted must be uploaded to the TAC solution repository throughout the year, enabling participants to share learnings and inspire others.
- At year-end, participants select their most efficient solution(s) for this category and provide detailed updates on its environmental and financial impact this year, scalability, or implementation approach.
- Both scaled innovations from previous years, stolen solutions and first-time demonstrations during the TAC showcase are eligible for submission.
- The focus is on both environmental and financial impact this year, ensuring all submissions reflect their contributions during the challenge period.
- Solutions in scope might include: flight planning, pilot behaviour, fuel management, contrail avoidance, optimal descent/climb operations.
- Solutions excluded in this category: APU, potable water, electrification of GSE and other turnaround operations.
- Participants can submit multiple solutions.

INFORMATION & DATA REQUIRED

Data required for submission:

- During the data submission period, the solution can be selected from the TAC solution repository. Prior to this the solution must be uploaded/updated.
- Additional information is requested for award submission:
  - Quantifiable environmental benefits, such as reductions in CO_2 emissions, energy consumption, waste management improvements, or mitigation of non-CO_2 effects and financial cost.
  - Comparison of environmental and financial metrics at start and end of 2026 challenge period to effectively assess impact during challenge.
  - Proven scalability: Evidence of how the solution was scaled during the challenge period, including the scope of adoption and success metrics.
  - Implementation approach: For first-time demonstrations, detailed plans to implement the solution on a larger scale. Include timelines, actionable steps, resources required, risk mitigation strategies and potential environmental impact of the solution when scaled.
  - Key takeaways from implementing or scaling the solution and assessment of complexity of solution in participants environment. Discussion of successes, challenges, and insights for future improvements.

EVALUATION PROCESS

Expert evaluation and jury winner selection:

- The expert panel reviews the completeness and clarity of the initial solution on the platform and review the additional provided award submissions data.
- Participants' detailed updates on the solution's impact, scalability, or implementation approach during the 2026 challenge will be evaluated.
- A panel will evaluate all submissions based on the key metrics (next page). Each metric will be ranked on a scale from 1 to 5, with a weighted scoring system determining the overall scores. Based on these scores, up to 5 finalists will be selected.
- From the finalists, the winner will be selected by a jury.

AWARD CALCULATION

MOST EFFICIENT SOLUTION FLIGHT OPS

Score
FLIGHT OPS

Completeness /5
10%

The TAC submission is…
1) not uploaded.
2) incomplete, with key sections or details missing.
3) satisfactory, meeting all basic requirements.
4) comprehensive, covering all required areas in detail.
5) in exhaustive detail, with outstanding clarity and supporting evidence.

Financial Impact /5
20%

The solution is…
1) uncosted or prohibitively expensive.
2) high cost requiring substantial funding or poorly costed.
3) achievable but requires notable cost.
4) achievable with realistic, justifiable cost.
5) exceptionally cost effective and scalable.

Environmental Impact /5
40%

There is…
1) no tangible or environmental impact improvement.
2) small environmental impact, but level unclear nor quantified.
3) some environmental impact and supported by numbers.
4) considerable environmental impact, detailed and supported by numbers.
5) significant environmental impact, supported by numbers, methodology and detailed explanations.

Scalability /5
20%

The solution is…
1) scaled to few other operations with little potential to scale further.
2) scaled to some other operations with some potential to scale further.
3) scaled to considerable number of other operations with considerable potential to scale further.
4) scaled to a large number of other operations with opportunities to scale mostly taken up.
5) scaled to maximum possible number of other operations with no further opportunities to scale.

OR

Implementation /5
20%

There is…
1) no detailed planning or clear steps for implementation.
2) some actionable steps for implementation but lacks comprehensive timelines or resources.
3) detailed planning, with timelines and resources outlined.
4) clear and thorough planning with realisable execution potential.
5) exceptionally detailed and highly actionable plans with strong execution potential.

Difficulty /5
10%

The solution is…
1) low in complexity, minimal risk and no major challenge addressed.
2) limited in complexity, limited innovation or risk and relatively easy to implement.
3) moderate in complexity, perceived as somewhat difficult but manageable to implement.
4) significant in complexity, perceived as difficult and hard to implement.
5) exceptionally complex and perceived as very hard to implement.

KEY

Score	*Overall output*
50% /5	*Scoring factors*
Aa	*Computed scoring*
Aa	*Expert panel judgement*

THE AVIATION CHALLENGE

RETURN

AWARD DESCRIPTION

MOST EFFICIENT SOLUTION GROUND OPS & CARGO

CATEGORY PURPOSE

This award celebrates the most efficient ground operations or cargo solution focusing on measurable environmental and financial impact. It recognizes solutions that either demonstrate significant scalability or were implemented for the first time with clear plans for broader implementation.

EXPLANATION OF METRICS

- **Completeness** of TAC submission in the knowledge sharing platform.
- **Financial Impact** of implementing the solution.
- **Environmental Impact** achieved during the challenge period.
- **Scalability** the extent to which the solution is scaled in the TAC challenge period.
- **Implementation Approach** the quality of the plans to implement the solution at a larger scale, including actionable steps.
- **Difficulty** the level of complexity and courageousness to implement this solution in context of the participants environment.

GENERAL REMARKS

- Solutions submitted must be uploaded to the TAC solution repository throughout the year, enabling participants to share learnings and inspire others.
- At year-end, participants select their most efficient solution(s) for this category and provide detailed updates on its environmental and financial impact this year, scalability, or implementation approach.
- Both scaled innovations from previous years, stolen solutions and first-time demonstrations during the TAC showcase are eligible for submission.
- The focus is on both environmental and financial impact achieved this year, ensuring all submissions reflect their contributions during the challenge period.
- Activities or solutions in scope might include: electrification of GSE, tooling for optimisation, PCA units, APU reduction, improvements to turnaround activities, lighter ULDs, card-board pallets, logistics optimisation, lightweight cargo nets.
- Solutions in scope exclude: biodegradable materials
- Participants can submit multiple solutions.

INFORMATION & DATA REQUIRED

Data required for submission:

- During the data submission period, the solution can be selected from the TAC solution repository. Prior to this the solution must be uploaded/updated.
- Additional questions are requested for award submission:
  - Quantifiable environmental benefits, such as reductions in CO_2 emissions, energy consumption, waste management improvements, or mitigation of non-CO_2 effects and financial cost.
  - Comparison of environmental and financial metrics at start and end of 2026 challenge period to effectively assess impact during challenge.
  - Proven scalability: Evidence of how the solution was scaled during the challenge period, including the scope of adoption and success metrics.
  - Implementation approach: For first-time demonstrations, detailed plans to implement the solution on a larger scale. Include timelines, actionable steps, resources required, risk mitigation strategies and potential environmental impact of the solution when scaled.
  - Key takeaways from implementing or scaling the solution and assessment of complexity of solution in participants environment. Discussion of successes, challenges, and insights for future improvements.

EVALUATION PROCESS

Expert evaluation and jury winner selection:

- The expert panel reviews the completeness and clarity of the initial solution on the platform and review the additional provided award submissions data.
- Participants' detailed updates on the solution's impact, scalability, or implementation approach about the 2026 challenge will be evaluated.
- A panel will evaluate all submissions based on the key metrics (next page). Each metric will be ranked on a scale from 1 to 5, with a weighted scoring system determining the overall scores. Based on these scores, up to 5 finalists will be selected.
- From the finalists, the winner will be selected by a jury.

AWARD CALCULATION

MOST EFFICIENT SOLUTION GROUND OPS

Score
GROUND OPS & CARGO

Completeness /5 — 10%

The TAC submission is…
1) not uploaded.
2) incomplete, with key sections or details missing.
3) satisfactory, meeting all basic requirements.
4) comprehensive, covering all required areas in detail.
5) in exhaustive detail, with outstanding clarity and supporting evidence.

Financial Impact /5 — 20%

The solution is…
1) uncosted or prohibitively expensive.
2) high cost requiring substantial funding or poorly costed.
3) achievable but requires notable cost.
4) achievable with realistic, justifiable cost.
5) exceptionally cost effective and scalable.

Environmental Impact /5 — 40%

There is…
1) no tangible or environmental impact improvement.
2) small environmental impact, but level unclear nor quantified.
3) some environmental impact and supported by numbers.
4) considerable environmental impact, detailed and supported by numbers.
5) significant environmental impact, supported by numbers, methodology and detailed explanations.

Scalability /5 — 20%

The solution is…
1) scaled to few other operations with little potential to scale further.
2) scaled to some other operations with some potential to scale further.
3) scaled to considerable number of other operations with considerable potential to scale further.
4) scaled to a large number of other operations with opportunities to scale mostly taken up.
5) scaled to maximum possible number of other operations with no further opportunities to scale.

OR

Implementation /5 — 20%

There is…
1) no detailed planning or clear steps for implementation.
2) some actionable steps for implementation but lacks comprehensive timelines or resources.
3) detailed planning, with timelines and resources outlined.
4) clear and thorough planning with realisable execution potential.
5) exceptionally detailed and highly actionable plans with strong execution potential.

Difficulty /5 — 10%

The solution is…
1) low in complexity, minimal risk and no major challenge addressed.
2) limited in complexity, limited innovation or risk and relatively easy to implement.
3) moderate in complexity, perceived as somewhat difficult but manageable to implement.
4) significant in complexity, perceived as difficult and hard to implement.
5) exceptionally complex and perceived as very hard to implement.

KEY

Score	*Overall output*
50% /5	*Scoring factors*
Aa	*Computed scoring*
Aa	*Expert panel judgement*

THE AVIATION CHALLENGE

RETURN

AWARD DESCRIPTION

MOST EFFICIENT SOLUTION INFLIGHT PRODUCTS

CATEGORY PURPOSE

This award celebrates the most efficient inflight product solution focusing on measurable environmental and financial impact. It recognizes solutions that either demonstrate significant scalability or were implemented for the first time with clear plans for broader implementation.

EXPLANATION OF METRICS

- **Completeness** of TAC submission in the knowledge sharing platform.
- **Financial Impact** of implementing the solution.
- **Environmental Impact** achieved during the challenge period.
- **Scalability** the extent to which the solution is scaled in the TAC challenge period.
- **Implementation Approach** the quality of the plans to implement the solution at a larger scale, including actionable steps.
- **Difficulty** the level of complexity and courageousness to implement this solution in context of the participants environment.

GENERAL REMARKS

- Solutions submitted must be uploaded to the TAC solution repository throughout the year, enabling participants to share learnings and inspire others.
- At year-end, participants select their most efficient solution(s) for this category and provide detailed updates on its environmental and financial impact this year, scalability, or implementation approach.
- Both scaled innovations from previous years, stolen solutions and first-time demonstrations during the TAC showcase are eligible for submission.
- The focus is on both environmental and financial impact achieved this year, ensuring all submissions reflect their contributions during the challenge period.
- Activities or solutions in scope might include: amenity kit products, e-menu, inflight entertainment, weight reduction.
- Solutions in scope exclude: cutlery, drink packaging, end-of-life cycle flows.
- Participants can submit multiple solutions.

INFORMATION & DATA REQUIRED

Data required for submission:

- During the data submission period, the solution can be selected from the TAC solution repository. Prior to this the solution must be uploaded/updated.
- Additional questions are requested for award submission:
  - Quantifiable environmental benefits, such as reductions in CO_2 emissions, energy consumption, waste management improvements, or mitigation of non-CO_2 effects and financial cost.
  - Comparison of environmental and financial metrics at start and end of 2026 challenge period to effectively assess impact during challenge.
  - Proven scalability: Evidence of how the solution was scaled during the challenge period, including the scope of adoption and success metrics.
  - Implementation approach: For first-time demonstrations, detailed plans to implement the solution on a larger scale. Include timelines, actionable steps, resources required, risk mitigation strategies and potential environmental impact of the solution when scaled.
  - Key takeaways from implementing or scaling the solution and assessment of complexity of solution in participants environment. Discussion of successes, challenges, and insights for future improvements.

EVALUATION PROCESS

Expert evaluation and jury winner selection:

- The expert panel reviews the completeness and clarity of the initial solution on the platform and review the additional provided award submissions data.
- Participants' detailed updates on the solution's impact, scalability, or implementation approach about the 2026 challenge will be evaluated.
- A panel will evaluate all submissions based on the key metrics (next page). Each metric will be ranked on a scale from 1 to 5, with a weighted scoring system determining the overall scores. Based on these scores, up to 5 finalists will be selected.
- From the finalists, the winner will be selected by a jury.

AWARD CALCULATION

MOST EFFICIENT SOLUTION INFLIGHT PRODUCTS

Score
INFLIGHT PRODUCTS

Completeness /5
10%

The TAC submission is…
1) not uploaded.
2) incomplete, with key sections or details missing.
3) satisfactory, meeting all basic requirements.
4) comprehensive, covering all required areas in detail.
5) in exhaustive detail, with outstanding clarity and supporting evidence.

Financial Impact /5
20%

The solution is…
1) uncosted or prohibitively expensive.
2) high cost requiring substantial funding or poorly costed.
3) achievable but requires notable cost.
4) achievable with realistic, justifiable cost.
5) exceptionally cost effective and scalable.

Environmental Impact /5
40%

There is…
1) no tangible or environmental impact improvement.
2) small environmental impact, but level unclear nor quantified.
3) some environmental impact and supported by numbers.
4) considerable environmental impact, detailed and supported by numbers.
5) significant environmental impact, supported by numbers, methodology and detailed explanations.

Scalability /5
20%

The solution is…
1) scaled to few other operations with little potential to scale further.
2) scaled to some other operations with some potential to scale further.
3) scaled to considerable number of other operations with considerable potential to scale further.
4) scaled to a large number of other operations with opportunities to scale mostly taken up.
5) scaled to maximum possible number of other operations with no further opportunities to scale.

OR

Implementation /5
20%

There is…
1) no detailed planning or clear steps for implementation.
2) some actionable steps for implementation but lacks comprehensive timelines or resources.
3) detailed planning, with timelines and resources outlined.
4) clear and thorough planning with realisable execution potential.
5) exceptionally detailed and highly actionable plans with strong execution potential.

Difficulty /5
10%

The solution is…
1) low in complexity, minimal risk and no major challenge addressed.
2) limited in complexity, limited innovation or risk and relatively easy to implement.
3) moderate in complexity, perceived as somewhat difficult but manageable to implement.
4) significant in complexity, perceived as difficult and hard to implement.
5) exceptionally complex and perceived as very hard to implement.

KEY

Score	*Overall output*
50% /5	*Scoring factors*
Aa	*Computed scoring*
Aa	*Expert panel judgement*

THE AVIATION CHALLENGE

RETURN

AWARD DESCRIPTION

MOST EFFICIENT SOLUTION CATERING

CATEGORY PURPOSE

This award celebrates the most efficient catering solution focusing on measurable environmental and financial impact. It recognizes solutions that either demonstrate significant scalability or were implemented for the first time with clear plans for broader implementation.

EXPLANATION OF METRICS

- **Completeness** of TAC submission in the knowledge sharing platform.
- **Financial Impact** of implementing the solution.
- **Environmental Impact** achieved during the challenge period.
- **Scalability** the extent to which the solution is scaled in the TAC challenge period.
- **Implementation Approach** the quality of the plans to implement the solution at a larger scale, including actionable steps.
- **Difficulty** the level of complexity and courageousness to implement this solution in context of the participants environment.

GENERAL REMARKS

- Solutions submitted must be uploaded to the TAC solution repository throughout the year, enabling participants to share learnings and inspire others.
- At year-end, participants select their most efficient solution(s) for this category and provide detailed updates on its environmental and financial impact this year, scalability, or implementation approach.
- Both scaled innovations from previous years, stolen solutions and first-time demonstrations during the TAC showcase are eligible for submission.
- The focus is on both environmental and financial impact achieved this year, ensuring all submissions reflect their contributions during the challenge period.
- Activities or solutions in scope might include: optimisation of drink and meal loading, catering menu design, cutlery, galley energy efficiency.
- Solutions in scope exclude: waste management, material solutions, recycling and energy recovery.
- Participants can submit multiple solutions.

INFORMATION & DATA REQUIRED

Data required for submission:

- During the data submission period, the solution can be selected from the TAC solution repository. Prior to this the solution must be uploaded/updated.
- Additional questions are requested for award submission:
  - Quantifiable environmental benefits, such as reductions in CO_2 emissions, energy consumption, waste management improvements, or mitigation of non-CO_2 effects and financial cost.
  - Comparison of environmental and financial metrics at start and end of 2026 challenge period to effectively assess impact during challenge.
  - Proven scalability: Evidence of how the solution was scaled during the challenge period, including the scope of adoption and success metrics.
  - Implementation approach: For first-time demonstrations, detailed plans to implement the solution on a larger scale. Include timelines, actionable steps, resources required, risk mitigation strategies and potential environmental impact of the solution when scaled.
  - Key takeaways from implementing or scaling the solution and assessment of complexity of solution in participants environment. Discussion of successes, challenges, and insights for future improvements.

EVALUATION PROCESS

Expert evaluation and jury winner selection:

- The expert panel reviews the completeness and clarity of the initial solution on the platform and review the additional provided award submissions data.
- Participants' detailed updates on the solution's impact, scalability, or implementation approach about the 2026 challenge will be evaluated.
- A panel will evaluate all submissions based on the key metrics (next page). Each metric will be ranked on a scale from 1 to 5, with a weighted scoring system determining the overall scores. Based on these scores, up to 5 finalists will be selected.
- From the finalists, the winner will be selected by a jury.

AWARD CALCULATION

MOST EFFICIENT SOLUTION CATERING

Score
CATERING

Completeness /5
10%

The TAC submission is…
1) not uploaded.
2) incomplete, with key sections or details missing.
3) satisfactory, meeting all basic requirements.
4) comprehensive, covering all required areas in detail.
5) in exhaustive detail, with outstanding clarity and supporting evidence.

Financial Impact /5
20%

The solution is…
1) uncosted or prohibitively expensive.
2) high cost requiring substantial funding or poorly costed.
3) achievable but requires notable cost.
4) achievable with realistic, justifiable cost.
5) exceptionally cost effective and scalable.

Environmental Impact /5
40%

There is…
1) no tangible or environmental impact improvement.
2) small environmental impact, but level unclear nor quantified.
3) some environmental impact and supported by numbers.
4) considerable environmental impact, detailed and supported by numbers.
5) significant environmental impact, supported by numbers, methodology and detailed explanations.

Scalability /5
20%

The solution is…
1) scaled to few other operations with little potential to scale further.
2) scaled to some other operations with some potential to scale further.
3) scaled to considerable number of other operations with considerable potential to scale further.
4) scaled to a large number of other operations with opportunities to scale mostly taken up.
5) scaled to maximum possible number of other operations with no further opportunities to scale.

OR

Implementation /5
20%

There is…
1) no detailed planning or clear steps for implementation.
2) some actionable steps for implementation but lacks comprehensive timelines or resources.
3) detailed planning, with timelines and resources outlined.
4) clear and thorough planning with realisable execution potential.
5) exceptionally detailed and highly actionable plans with strong execution potential.

Difficulty /5
10%

The solution is…
1) low in complexity, minimal risk and no major challenge addressed.
2) limited in complexity, limited innovation or risk and relatively easy to implement.
3) moderate in complexity, perceived as somewhat difficult but manageable to implement.
4) significant in complexity, perceived as difficult and hard to implement.
5) exceptionally complex and perceived as very hard to implement.

KEY

Score	*Overall output*
50% /5	*Scoring factors*
Aa	*Computed scoring*
Aa	*Expert panel judgement*

THE AVIATION CHALLENGE

RETURN

AWARD DESCRIPTION

MOST EFFICIENT SOLUTION MRO

CATEGORY PURPOSE

This award celebrates the most efficient MRO solution focusing on measurable environmental and financial impact. It recognizes solutions that either demonstrate significant scalability or were implemented for the first time with clear plans for broader implementation.

EXPLANATION OF METRICS

- **Completeness** of TAC submission in the knowledge sharing platform.
- **Financial Impact** of implementing the solution.
- **Environmental Impact** achieved during the challenge period.
- **Scalability** the extent to which the solution is scaled in the TAC challenge period.
- **Implementation Approach** the quality of the plans to implement the solution at a larger scale, including actionable steps.
- **Difficulty** the level of complexity and courageousness to implement this solution in context of the participants environment.

GENERAL REMARKS

- Solutions submitted must be uploaded to the TAC solution repository throughout the year, enabling participants to share learnings and inspire others.
- At year-end, participants select their most efficient solution(s) for this category and provide detailed updates on its environmental and financial impact this year, scalability, or implementation approach.
- Both scaled innovations from previous years, stolen solutions and first-time demonstrations during the TAC showcase are eligible for submission.
- The focus is on both environmental and financial impact achieved this year, ensuring all submissions reflect their contributions during the challenge period.
- Activities or solutions in scope might include: engine washing, aircraft washing, part recycling, maintenance optimisation, 3D printing, electronic record-keeping.
- Solutions in scope exclude: electrification of GSE.
- Participants can submit multiple solutions.

INFORMATION & DATA REQUIRED

Data required for submission:

- During the data submission period, the solution can be selected from the TAC solution repository. Prior to this the solution must be uploaded/updated.
- Additional questions are requested for award submission:
  - Quantifiable environmental benefits, such as reductions in CO_2 emissions, energy consumption, waste management improvements, or mitigation of non-CO_2 effects and financial cost.
  - Comparison of environmental and financial metrics at start and end of 2026 challenge period to effectively assess impact during challenge.
  - Proven scalability: Evidence of how the solution was scaled during the challenge period, including the scope of adoption and success metrics.
  - Implementation approach: For first-time demonstrations, detailed plans to implement the solution on a larger scale. Include timelines, actionable steps, resources required, risk mitigation strategies and potential environmental impact of the solution when scaled.
  - Key takeaways from implementing or scaling the solution and assessment of complexity of solution in participants environment. Discussion of successes, challenges, and insights for future improvements.

EVALUATION PROCESS

Expert evaluation and jury winner selection:

- The expert panel reviews the completeness and clarity of the initial solution on the platform and review the additional provided award submissions data.
- Participants' detailed updates on the solution's impact, scalability, or implementation approach about the 2026 challenge will be evaluated.
- A panel will evaluate all submissions based on the key metrics (next page). Each metric will be ranked on a scale from 1 to 5, with a weighted scoring system determining the overall scores. Based on these scores, up to 5 finalists will be selected.
- From the finalists, the winner will be selected by a jury.

AWARD CALCULATION

MOST EFFICIENT SOLUTION MRO

Score
MRO

KEY

Score	*Overall output*
50% ***/5***	*Scoring factors*
Aa	*Computed scoring*
Aa	*Expert panel judgement*

Completeness/5 — 10%

The TAC submission is…

1) not uploaded.
2) incomplete, with key sections or details missing.
3) satisfactory, meeting all basic requirements.
4) comprehensive, covering all required areas in detail.
5) in exhaustive detail, with outstanding clarity and supporting evidence.

Financial Impact/5 — 20%

The solution is…

1) uncosted or prohibitively expensive.
2) high cost requiring substantial funding or poorly costed.
3) achievable but requires notable cost.
4) achievable with realistic, justifiable cost.
5) exceptionally cost effective and scalable.

Environmental Impact/5 — 40%

There is…

1) no tangible or environmental impact improvement.
2) small environmental impact, but level unclear nor quantified.
3) some environmental impact and supported by numbers.
4) considerable environmental impact, detailed and supported by numbers.
5) significant environmental impact, supported by numbers, methodology and detailed explanations.

Scalability/5 — 20%

The solution is…

1) scaled to few other operations with little potential to scale further.
2) scaled to some other operations with some potential to scale further.
3) scaled to considerable number of other operations with considerable potential to scale further.
4) scaled to a large number of other operations with opportunities to scale mostly taken up.
5) scaled to maximum possible number of other operations with no further opportunities to scale.

OR

Implementation/5 — 20%

There is…

1) no detailed planning or clear steps for implementation.
2) some actionable steps for implementation but lacks comprehensive timelines or resources.
3) detailed planning, with timelines and resources outlined.
4) clear and thorough planning with realisable execution potential.
5) exceptionally detailed and highly actionable plans with strong execution potential.

Difficulty/5 — 10%

The solution is…

1) low in complexity, minimal risk and no major challenge addressed.
2) limited in complexity, limited innovation or risk and relatively easy to implement.
3) moderate in complexity, perceived as somewhat difficult but manageable to implement.
4) significant in complexity, perceived as difficult and hard to implement.
5) exceptionally complex and perceived as very hard to implement.

AWARD DESCRIPTION

MOST EFFICIENT SOLUTION WASTE MANAGEMENT

CATEGORY PURPOSE

This award celebrates the most efficient waste management solution focusing on measurable environmental and financial impact. It recognizes solutions that either demonstrate significant scalability or were implemented for the first time with clear plans for broader implementation.

EXPLANATION OF METRICS

- **Completeness** of TAC submission in the knowledge sharing platform.
- **Financial Impact** of implementing the solution.
- **Environmental Impact** achieved during the challenge period.
- **Scalability** the extent to which the solution is scaled in the TAC challenge period.
- **Implementation Approach** the quality of the plans to implement the solution at a larger scale, including actionable steps.
- **Difficulty** the level of complexity and courageousness to implement this solution in context of the participants environment.

GENERAL REMARKS

- Solutions submitted must be uploaded to the TAC solution repository throughout the year, enabling participants to share learnings and inspire others.
- At year-end, participants select their most efficient solution(s) for this category and provide detailed updates on its environmental and financial impact this year, scalability, or implementation approach.
- The focus is on both environmental and financial impact achieved this year, ensuring all submissions reflect their contributions during the challenge period.
- Activities or solutions in scope might include: reusable products, pre-order systems, e-ticketing, recycling programs, part refurbishment, elimination of SUP, biodegradable packaging, energy recovery (e.g. from coffee grounds).
- Activities or solutions in scope exclude: catering menu design, weight reduction, inflight product removal.
- Participants can submit multiple solutions.

INFORMATION & DATA REQUIRED

Data required for submission:

- During the data submission period, the solution can be selected from the TAC solution repository. Prior to this the solution must be uploaded/updated.
- Additional questions are requested for award submission:
  - Quantifiable environmental benefits, such as reductions in CO_2 emissions, energy consumption, waste management improvements, or mitigation of non-CO_2 effects and financial cost.
  - Comparison of environmental and financial metrics at start and end of 2026 challenge period to effectively assess impact during challenge.
  - Proven scalability: Evidence of how the solution was scaled during the challenge period, including the scope of adoption and success metrics.
  - Implementation approach: For first-time demonstrations, detailed plans to implement the solution on a larger scale. Include timelines, actionable steps, resources required, risk mitigation strategies and potential environmental impact of the solution when scaled.
  - Key takeaways from implementing or scaling the solution and assessment of complexity of solution in participants environment. Discussion of successes, challenges, and insights for future improvements.

EVALUATION PROCESS

Expert evaluation and jury winner selection:

- The expert panel reviews the completeness and clarity of the initial solution on the platform and review the additional provided award submissions data.
- Participants' detailed updates on the solution's impact, scalability, or implementation approach about the 2026 challenge will be evaluated.
- A panel will evaluate all submissions based on the key metrics (next page). Each metric will be ranked on a scale from 1 to 5, with a weighted scoring system determining the overall scores. Based on these scores, up to 5 finalists will be selected.
- From the finalists, the winner will be selected by a jury.

AWARD CALCULATION

MOST EFFICIENT SOLUTION WASTE MANAGEMENT

Score
WASTE MANAGEMENT

Completeness /5
10%

The TAC submission is…
1) not uploaded.
2) incomplete, with key sections or details missing.
3) satisfactory, meeting all basic requirements.
4) comprehensive, covering all required areas in detail.
5) in exhaustive detail, with outstanding clarity and supporting evidence.

Financial Impact /5
20%

The solution is…
1) uncosted or prohibitively expensive.
2) high cost requiring substantial funding or poorly costed.
3) achievable but requires notable cost.
4) achievable with realistic, justifiable cost.
5) exceptionally cost effective and scalable.

Environmental Impact /5
40%

There is…
1) no tangible or environmental impact improvement.
2) small environmental impact, but level unclear nor quantified.
3) some environmental impact and supported by numbers.
4) considerable environmental impact, detailed and supported by numbers.
5) significant environmental impact, supported by numbers, methodology and detailed explanations.

Scalability /5
20%

The solution is…
1) scaled to few other operations with little potential to scale further.
2) scaled to some other operations with some potential to scale further.
3) scaled to considerable number of other operations with considerable potential to scale further.
4) scaled to a large number of other operations with opportunities to scale mostly taken up.
5) scaled to maximum possible number of other operations with no further opportunities to scale.

OR

Implementation /5
20%

There is…
1) no detailed planning or clear steps for implementation.
2) some actionable steps for implementation but lacks comprehensive timelines or resources.
3) detailed planning, with timelines and resources outlined.
4) clear and thorough planning with realisable execution potential.
5) exceptionally detailed and highly actionable plans with strong execution potential.

Difficulty /5
10%

The solution is…
1) low in complexity, minimal risk and no major challenge addressed.
2) limited in complexity, limited innovation or risk and relatively easy to implement.
3) moderate in complexity, perceived as somewhat difficult but manageable to implement.
4) significant in complexity, perceived as difficult and hard to implement.
5) exceptionally complex and perceived as very hard to implement.

KEY

Score	*Overall output*
50% /5	*Scoring factors*
Aa	*Computed scoring*
Aa	*Expert panel judgement*

THE AVIATION CHALLENGE

RETURN

INSPIRATION AWARDS

AWARD DESCRIPTION

LOWEST IMPACT SHOWCASE

CATEGORY PURPOSE

This award celebrates the showcase with the lowest environmental and financial impact. This award celebrates showcases that not only address environmental impact, but also recognises that solutions can educate, engage, and inspire the aviation industry and passengers alike.

EXPLANATION OF METRICS

- **Collaboration** the extent to which the participant has worked together with other teams or organisations.
- **Credibility** the strength of evidence to substantiate low impact claims.
- **Impact** of the showcase.
- **Showcase Data** provided to demonstrate impact.
- **Educational Value** the extent to which the solution provides learning opportunities.

GENERAL REMARKS

- This award category honors participants who:
  - Execute a showcase event/flight that demonstrates exceptional commitment to sustainability, considering financial impact as well.
  - Exert strong effort to reduce the environmental impact of the showcase flight/event as much as possible, integrating sustainable practices across all aspects of the showcase.
  - Collaborate with partners across the aviation industry to maximise reductions in environmental impact.
  - Utilize the showcase as a demonstration platform to inspire their organisation and industry toward more sustainable operation.
- One submission per participant.

INFORMATION & DATA REQUIRED

The submission should include:

- General information of the showcase:
  - Showcase details, including the date, location(s), area of operations, and people involved.
  - Brief summary of all sustainability solutions demonstrated and their intended impact.
- Detailed data to calculate CO_2 emissions and baseline data for comparison.
- Other quantifiable environmental benefits, such as energy consumption, waste management improvements, or mitigation of non-CO_2 effects.
- Financial cost and savings of solutions implemented.
- Description of solutions and efforts implemented to involve and educate passengers and stakeholders about sustainability. Evidence of passenger and stakeholder feedback, participation, or engagement with these efforts.
- Reflections on the lessons learned from the showcase and challenge period and applicability to wider industry.
- Optional supporting materials, such as visuals, videos, or testimonials, to support the submission and improve credibility of low impact claims.

EVALUATION PROCESS

Expert evaluation and jury winner selection:

- An expert panel will evaluate all submissions based on the predefined key metrics. Each metric will be scored on a scale of 1 to 5, with a weighted scoring system used to calculate the overall score.
- The experts from Royal Netherlands Aerospace Centre (NLR) examines the impact data submitted to calculate the CO_2 emissions impact and reduction compared to the baseline.
- Based on the panel's scores, up to five finalists will be selected as the top submissions.
- The finalists will be reviewed by a jury and they will select the winner.

AWARD CALCULATION

LOWEST IMPACT SHOWCASE

Score
LOWEST IMPACT SHOWCASE

Collaboration /5
5%

There is…
1) no collaboration achieved and no effort made to collaborate.
2) limited collaboration but interactions are infrequent or superficial.
3) some collaboration when required but no effort to go beyond what is necessary.
4) strong collaboration and participant actively seeks out opportunities to work together.
5) exceptional collaboration across a wide-range of teams, participant champions collaboration.

Credibility /5
30%

The showcase has…
1) no evidence or data backing provided, making claims unsubstantiated.
2) minimal data or evidence supporting its claims.
3) adequate evidence and data that moderately support the claims, with some verifiable impact.
4) comprehensive evidence and data that strongly support the claims.
5) thorough, reliable evidence and data delivering high credibility and impact.

Impact /5
20%

The showcase has…
1) no tangible environmental impact improvement and financial impact does not create positive business case.
2) small environmental impact but level unclear nor quantified, high financial cost creates very weak business case.
3) some environmental impact and supported by numbers but requires notable cost creating moderate business case.
4) considerable environmental impact, detailed and supported by numbers and achievable with realistic, justified costs creating good business case.
5) significant environmental impact, supported by numbers, methodology and detailed explanations and exceptionally cost-efficient creating strong business case.

Showcase Data /5
30%

There is…
1) no explanation of the quantifiable impact or data.
2) minimal explanation of the impact or data.
3) moderate explanation of the impact and data.
4) substantial explanation of the impact and data.
5) exceptional explanation of the impact and data.

Educational Value /5
15%

The showcase has…
1) no educational aspects present. Showcase does not facilitate learning or knowledge transfer.
2) minimal educational opportunity or unintentional and under-developed.
3) moderate and purposeful educational elements though not fully integrated or comprehensive.
4) strong and well-integrated educational elements throughout the solution.
5) exceptional educational value which could be transformational.

KEY

Score	*Overall output*
50% /5	*Scoring factors*
Aa	*Computed scoring*
Aa	*Expert panel judgement*

AWARD DESCRIPTION

BEST STORYTELLING SHOWCASE

CATEGORY PURPOSE

This award celebrates participants who bring their showcase to life. This recognizes participants who tell a compelling and engaging story of their showcase, from its conception to demonstration and further implementation. They clearly demonstrate the value and impact of their showcase.

EXPLANATION OF METRICS

- **Video Submission** a video submission completed and meeting guidelines.
- **Narrative Quality** the effectiveness of the story to convey the impact, challenges and solutions.
- **Credibility** the strength of evidence-backed quantitative and qualitative data to substantiate claims.
- **Reach/Engagement** the extent of stakeholder reach and engagement.
- **Educational Value** the extent to which the showcase demonstrates learning opportunities.

GENERAL REMARKS

- This award is designed to celebrate showcases which:
  - Utilise creative and impactful storytelling to convey the participant's showcase journey, including the challenges faced, solutions implemented, and the impact achieved.
  - Focus on emotional engagement, relatable narratives, and audience reach while being supported by credible evidence and data.
  - Inspire the aviation industry and participants to adopt similar practices and contribute to long-term sustainability efforts.
- One submission per participant.

INFORMATION & DATA REQUIRED

The submission should include:

- General information of the showcase:
  - Showcase details, including the date, route & aircraft type if flight, location if ground-based, and people involved.
  - Brief summary of all sustainability solutions demonstrated and their intended impact.
- A high-quality video submission of 3-5 minutes, narrated in English or with English subtitles and which meets the video requirements. Video must be submitted by 6th November award submission deadline.
- Data to calculate CO2 emissions and baseline data for comparison.
- Description of solutions and efforts implemented to involve and educate passengers and stakeholders about sustainability.
- Overview of passenger and stakeholder engagement efforts and evidence of feedback on these.
- Reflections on the lessons learned from the showcase and challenge period and applicability to wider industry.

EVALUATION PROCESS

Expert evaluation and jury winner selection:

- The expert panel reviews the submission to ensure all required materials, including the video and supporting data, meet the provided guidelines for completeness and clarity.
- The panel watches the submitted video to assess how effectively it conveys the showcase flight's objectives, efforts, and impacts, with a focus on quality, credibility and storytelling.
- The panel reviews the reach of the showcase, credibility of the data and impact statements as well as the extent to which learning opportunities are showcased.
- Each submission is scored on a scale from 1 to 5 across the key metrics, with a weighted scoring system used to calculate the overall score.
- Based on the scores, the panel selects up to five finalists for further evaluation by the jury.

AWARD CALCULATION

BEST STORYTELLING SHOWCASE

Score
BEST STORYTELLING SHOWCASE

Video Submission /5
5%

The video submission…
1) is incomplete or does not meet guidelines.
2) meets basic guidelines but lacks detail.
3) meets guidelines in moderate level of detail.
4) meets most guidelines with clear details.
5) meets all guidelines and detail.

Narrative Quality /5
35%

There is a…
1) poorly structured and uncompelling narrative.
2) basic narrative but lacks depth and compelling elements.
3) satisfactory clear narrative but unmemorable.
4) strong and engaging narrative with supporting details to enhance.
5) exceptional and inspiring narrative that tells a memorable story.

Credibility /5
20%

The submission has…
1) no evidence or data backing mentioned in video, making claims unsubstantiated.
2) minimal data or evidence mentioned in video.
3) adequate evidence and data mentioned in video that moderately support the claims, with some verifiable impact.
4) comprehensive evidence and data mentioned in video that strongly support the claims.
5) thorough, reliable evidence and data mentioned in video delivering high credibility and impact.

Reach/ Engagement /5
20%

The reach of the showcase is…
1) negligible with no significant engagement.
2) limited with low levels of engagement and minimal stakeholder interaction.
3) moderate with noticeable engagement and a clear connection to stakeholders.
4) broad with high engagement levels and substantial stakeholder interaction.
5) exceptional with widespread engagement and deep stakeholder interaction.

Educational Value /5
20%

The showcase has…
1) no educational aspects present. Solutions do not facilitate learning or knowledge transfer.
2) minimal educational opportunity or unintentional and under-developed.
3) moderate and purposeful educational elements though not fully integrated or comprehensive.
4) strong and well-integrated educational elements throughout the solution.
5) exceptional educational value which could be transformational.

KEY

Score	*Overall output*
50% /5	*Scoring factors*
Aa	*Computed scoring*
Aa	*Expert panel judgement*

THE AVIATION CHALLENGE

RETURN

See appendix for details

AWARD DESCRIPTION

BEST CUSTOMER ENGAGEMENT

CATEGORY PURPOSE

This award celebrates participants who generate the best customer engagement. It recognizes the importance of bringing customers along on the journey toward creating sustainable solutions. Participants recognize their responsibility in helping and encouraging customers to embed behavioral change as well as implementing solutions in their own operations.

EXPLANATION OF METRICS

- **Participation** the level and breadth of customer participation.
- **Impact** of the solution.
- **Behavioral Change** the degree to which the solution achieves meaningful behavioral change.
- **Scalability** the extent to which the solution is scaled in the TAC challenge period.
- **Novelty** the extent to which the solution is new to the participant, new to TAC or new to the world.

GENERAL REMARKS

- This award is designed to recognize:
  - Participants who demonstrate an exceptional customer engagement solution.
  - Solutions that empower customers to adopt behavioral changes and integrate sustainable practices into their travel.
  - Innovative approaches to engaging and inspiring customers toward long-term sustainable change.
  - Clear evidence of measurable impact on customer participation, adoption of solutions, and progress toward sustainability goals.
- One submission per participant.

INFORMATION & DATA REQUIRED

The submission should include:

- During the data submission period, the solution can be selected from the TAC solution repository. Prior to this the solution must be uploaded/updated.
- Solution overview:
  - Description of the engagement and objective, as well as details of the customers engaged.
- Details of the approach taken, emphasizing the creativity, originality, or unconventional methods used.
- Explanation and evidence of the success in executing the engagement and achieving tangible financial and or environmental impact.
- Evidence of the engagement's scalability or potential for adoption across the aviation industry.
- Any ripple effects or influence the engagement has had on customers beyond the initial engagement.
- Evidence of customers' behavioral change and customer testimonials.
- Optional supporting materials, such as visuals or videos to support the submission and provide additional context or evidence of success.

EVALUATION PROCESS

Expert evaluation and jury winner selection:

- An expert panel will evaluate all submissions based on the predefined key metrics. Each metric will be scored on a scale of 1 to 5, with a weighted scoring system used to calculate the overall score.
- Participants' detailed updates on the solution's impact, scalability, and behavioral change during the 2026 challenge will be evaluated.
- Based on the panel's scores, up to five finalists will be selected as the top submissions.
- The finalists will be reviewed by a jury and they will select the winner.

AWARD CALCULATION

BEST CUSTOMER ENGAGEMENT

Score
BEST CUSTOMER ENGAGEMENT

Participation /5
5%

There is…
1) no customer involvement.
2) limited customer involvement with isolated participation. A small group is engaged for limited time.
3) moderate customer involvement with some customers engaged.
4) extensive customer involvement with widespread collaboration across a large number of customers.
5) fully integrated collaboration and participation from a significant number of customers.

Impact /5
35%

The solution has…
1) no tangible environmental impact improvement and financial impact does not create positive business case.
2) small environmental impact but level unclear nor quantified, high financial cost creates very weak business case.
3) some environmental impact and supported by numbers but requires notable cost creating moderate business case.
4) considerable environmental impact, detailed and supported by numbers and achievable with realistic, justified costs creating good business case.
5) significant environmental impact, supported by numbers, methodology and detailed explanations and exceptionally cost-efficient creating strong business case.

Behavioral Change /5
20%

There is…
1) no observable change or negative impact.
2) minimal or isolated change limited to small area or short timeframe.
3) moderate and emerging change in targeted groups but not consistent.
4) significant and consistent change with behaviours becoming routine.
5) transformational and deeply embedded change with new norms established.

Scalability /5
20%

The solution is…
1) scaled to few other operations with little potential to scale further.
2) scaled to some other operations with some potential to scale further.
3) scaled to considerable number of other operations with considerable potential to scale further.
4) scaled to a large number of other operations with opportunities to scale mostly taken up.
5) scaled to maximum possible number of other operations with no further opportunities to scale.

Novelty /5
20%

The solution is…
1) not novel. Common or well-known solution which is already widely implemented.
2) slightly novel to the participant only.
3) moderately novel, with some adaptation of existing ideas.
4) highly novel with strong element of originality.
5) a breakthrough innovation which is new to the world.

KEY

Score	*Overall output*
50% /5	*Scoring factors*
Aa	*Computed scoring*
Aa	*Expert panel judgement*

AWARD DESCRIPTION

BEST COLLECTIVE EMPOWERMENT

CATEGORY PURPOSE

This award celebrates organizations that ignite collective momentum by uniting and empowering their workforce through outstanding sustainability education, training, and engagement initiatives. Participants equip employees at all levels with the knowledge, skills, and motivation to champion environmental progress, fostering a culture where every individual contributes to the aviation industry's sustainable future.

EXPLANATION OF METRICS

- **Participation** the level and breadth of internal participation and collaboration across internal departments.
- **Impact** of the solution.
- **Behavioral Change** the degree to which the solution achieves meaningful behavioral change.
- **Novelty** the extent to which the engagement is new to the participant, new to TAC or new to the world.

GENERAL REMARKS

- This award is designed to recognize:
  - Submissions that evidence successful collective engagement of all levels of the organization, from CEO to intern.
  - Participants that have embedded a culture of shared responsibility and investment in a sustainable future across the organization.
  - Projects that demonstrate innovative approaches to driving behavioral change and uniting their workforce.
  - Significant collaboration between internal departments across a participant's organisation.
  - Clear evidence of measurable internal participation, collaboration, sustainable impact.
  - Initiatives that foster long-term organizational commitment to sustainability through channels such as training, communication, and leadership alignment.
- One submission per participant.

INFORMATION & DATA REQUIRED

The submission should include:

- Engagement overview:
  - Description of the engagement and objective, as well as details of the team members engaged.
- Details of the approach taken, emphasizing the creativity, originality, or unconventional methods used.
- Explanation and evidence of the success in executing the engagement and achieving tangible impact.
- Any ripple effects or influence the engagement has had on team members and their behaviours beyond the initial engagement.
- Optional supporting materials, such as visuals, videos, or testimonials, to support the submission and provide additional context or evidence of success.

EVALUATION PROCESS

Expert evaluation and peer-voting:

- A panel will evaluate all submissions based on the key metrics. Each metric will be ranked on a scale from 1 to 5, with a weighted scoring system determining the overall scores. Based on these scores, up to 5 finalists will be selected for the next stage.
- All participating organizations will have the opportunity to vote for the winner from the list of finalists. Each organization is allowed one vote in this category. Voters will rank the 5 finalists from highest (1st place) to lowest (5th place).
- The nomination with the highest total points across all votes will be declared the winner.
- Participants are not allowed to vote for nominations from their own organization, subsidiaries, or affiliates. This ensures unbiased voting and a fair selection process.

AWARD CALCULATION

BEST COLLECTIVE EMPOWERMENT

Score
BEST COLLECTIVE EMPOWERMENT

Participation /5

25%

There is…

1) no involvement in the organisation beyond a single representative.
2) limited involvement in the organisation with isolated participation. A single team or department is involved.
3) moderate participation with some cross-departmental and cross organisational level involvement.
4) extensive involvement with widespread collaboration across departments and organisational levels.
5) organisation-wide and fully integrated participation with collaboration between multiple departments.

Impact /5

25%

The submission has…

1) no tangible environmental impact improvement and financial impact does not create positive business case.
2) small environmental impact but level unclear nor quantified, high financial cost creates very weak business case.
3) some environmental impact and supported by numbers but requires notable cost creating moderate business case.
4) considerable environmental impact, detailed and supported by numbers and achievable with realistic, justified costs creating good business case.
5) significant environmental impact, supported by numbers, methodology and detailed explanations and exceptionally cost-efficient creating strong business case.

Behavioral Change /5

25%

There is…

1) no observable change or negative impact.
2) minimal or isolated change limited to small area or short timeframe.
3) moderate and emerging change in targeted groups but not consistent.
4) significant and consistent change with behaviours becoming routine.
5) transformational and deeply embedded change with new norms established.

Novelty /5

25%

The submission is…

1) not novel. Common or well-known solutions which are already widely implemented.
2) slightly novel to the participant only.
3) moderately novel, with some adaptation of existing ideas.
4) highly novel with strong element of originality.
5) a breakthrough innovation which is new to the world.

KEY

Score	*Overall output*
50% /5	*Scoring factors*
Aa	*Computed scoring*
Aa	*Expert panel judgement*

AWARD DESCRIPTION

SAF LEADERSHIP

CATEGORY PURPOSE

This award recognises a participant who is an outstanding leader in advancing Sustainable Aviation Fuel (SAF). This participant has had a significant impact in promoting the reduction of emissions and expanding the adoption of SAF.

EXPLANATION OF METRICS

- **Collaboration** the extent to which the participant has worked together with other organisations.
- **Impact** of the solution.
- **Difficulty** the level of complexity and courageousness to implement this solution in context of the participants environment.
- **Novelty** the extent to which the value brought by the solution is new to the participant, new to TAC or new to the world.

GENERAL REMARKS

- This award recognizes participants demonstrating collaboration and ambition in SAF adoption and scaling efforts across the industry.
- The submission must include details of an initiative which has significantly advanced SAF in the participant's environment.
- Submissions should showcase a clear commitment to SAF through impactful use in operations, advocacy for broader adoption, SAF production, SAF cost reduction or other innovations.
- Participants can submit multiple submissions.

INFORMATION & DATA REQUIRED

The submission should include:

- During the data submission period, the solution can be selected from the TAC solution repository. Prior to this the solution must be uploaded/updated.
- A description of the SAF solution, including the participants involved, the initiative and its purpose, objectives, and the sustainability challenges it addresses.
- Insights into the submission's SAF adoption and maturity, reflecting the depth and complexity of the SAF-related initiatives.
- Highlights of progress made during 2026, such as increased SAF usage, sourcing partnerships, or technological developments.
- Examples of how the SAF initiative has contributed to broader outcomes, such as reducing costs, expanding supply, or advocating for adoption.
- Reflection on the complexity of this initiative in the participants environment.
- Evidence of ripple effects or advocacy efforts that enhance SAF's role in the sector.
- Optional supporting materials, such as visuals, testimonials, or summaries of key impacts to support the submission.

EVALUATION PROCESS

Expert evaluation and jury winner selection:

- An expert panel will evaluate all submissions based on the predefined key metrics. Each metric will be scored on a scale of 1 to 5, with a weighted scoring system used to calculate the overall score.
- The panel reviews the extent of collaboration and supporting evidence for the impact of the solution as well as the novelty demonstrated.
- Based on the panel's scores, up to five finalists will be selected as the top submissions.
- The finalists will be reviewed by a jury and they will select the winner.

AWARD CALCULATION

SAF LEADERSHIP

Score
SAF LEADERSHIP

Collaboration /5
25%

There is…
1) no collaboration achieved and no effort made to collaborate.
2) limited collaboration but interactions are infrequent or superficial.
3) some collaboration when required but no effort to go beyond what is necessary.
4) strong collaboration and participants actively seek out opportunities to work together.
5) exceptional collaboration across a wide-range of teams and organisations, participants champion collaboration.

Impact /5
25%

The submission has…
1) no tangible environmental impact improvement and financial impact does not create positive business case.
2) small environmental impact but level unclear nor quantified, high financial cost creates very weak business case.
3) some environmental impact and supported by numbers but requires notable cost creating moderate business case.
4) considerable environmental impact, detailed and supported by numbers and achievable with realistic, justified costs creating good business case.
5) significant environmental impact, supported by numbers, methodology and detailed explanations and exceptionally cost-efficient creating strong business case.

Difficulty /5
25%

The submission is…
1) low in complexity, minimal risk and no major challenge addressed.
2) limited in complexity, limited innovation or risk and relatively easy to implement.
3) moderate in complexity, perceived as somewhat difficult but manageable to implement.
4) significant in complexity, perceived as difficult and hard to implement.
5) exceptionally complex and perceived as very hard to implement.

Novelty /5
25%

The submission is…
1) not novel. Common or well-known solutions which are already widely implemented.
2) slightly novel to the participant only.
3) moderately novel, with some adaptation of existing ideas.
4) highly novel with strong element of originality.
5) a breakthrough innovation which is new to the world.

KEY

Score	*Overall output*
50% /5	*Scoring factors*
Aa	*Computed scoring*
Aa	*Expert panel judgement*

AWARD DESCRIPTION

SOCIAL SUSTAINABILITY LEADERSHIP

CATEGORY PURPOSE

This award honors participants who have made a remarkable contribution to creating positive social change. The recipient of this award has demonstrated measurable improvement in social outcomes, utilising collaboration to empower others through innovative approaches.

EXPLANATION OF METRICS

- **Collaboration** the extent to which the participant has worked together with other teams or organisations.
- **Social Impact** of the solution.
- **Difficulty** the level of complexity and courageousness to implement this solution in context of the participants environment.
- **Novelty** the extent to which the value brought by the solution is new to the participant, new to TAC or new to the world.

GENERAL REMARKS

- This award recognises solutions demonstrating outstanding commitment to addressing social challenges such as equity, inclusion, education, community development, biodiversity, environmental issues and more.
- This award celebrates participants who:
  - Have used novel approaches and ideas to create meaningful and lasting social impact within their communities or organisations.
  - Actively engage with stakeholders to collaboratively develop and implement impactful social initiatives.
  - Have served as catalysts for positive change, inspiring others to support and champion social initiatives, embedding social responsibility into daily decisions.
- Participants can submit multiple solutions.

INFORMATION & DATA REQUIRED

The submission should include:

- During the data submission period, the solution can be selected from the TAC solution repository. Prior to this the solution must be uploaded/updated.
- A description of the key social initiative including objectives, strategies, and alignment with participant's broader social responsibility or organisational goals.
- An overview of the participant's approach to social impact, highlighting current practices, policies, and the extent to which social responsibility is integrated into the organisation's culture.
- Highlights of progress achieved in 2026, such as advancements in measurable improvements in community well-being, innovative collaborations or expansions of program reach and effectiveness.
- Insights into how the initiative has supported long-term social outcomes and contributed to building a more inclusive, equitable, or resilient community.
- Reflection on the complexity and challenges of implementing the solution within the participant's unique environment, including barriers overcome and lessons learned.
- Optional supporting materials, such as community testimonials, visual summaries, or case studies, to illustrate the initiatives' effectiveness and impact.

EVALUATION PROCESS

Expert evaluation and jury winner selection:

- An expert panel will evaluate all submissions based on the predefined key metrics. Each metric will be scored on a scale of 1 to 5, with a weighted scoring system used to calculate the overall score.
- The panel reviews the extent of collaboration and supporting evidence for the impact of the solution as well as the novelty demonstrated.
- Based on the panel's scores, up to five finalists will be selected as the top submissions.
- The finalists will be reviewed by a jury and they will select the winner.

AWARD CALCULATION

SOCIAL SUSTAINABILITY LEADERSHIP

Score
SOCIAL SUSTAINABILITY LEADERSHIP

Collaboration /5

25%

There is…

1) no collaboration achieved and no effort made to collaborate.
2) limited collaboration but interactions are infrequent or superficial.
3) some collaboration when required but no effort to go beyond what is necessary.
4) strong collaboration and participants actively seek out opportunities to work together.
5) exceptional collaboration across a wide-range of teams, participants champion collaboration.

Social Impact /5

25%

The submission…

1) has no tangible or sustainable positive social impact.
2) addresses social issues in a minor way but with limited evidence of positive outcomes.
3) has a noticeable positive impact with evidence of positive outcomes, but reach and sustainability is moderate.
4) has considerable positive and wide-reaching social impact. Outcomes are well-evidenced and sustainable.
5) significant positive social impact, producing wide-reaching and long-lasting change. Outcomes are strongly evidenced.

Difficulty /5

25%

The submission is…

1) low in complexity, minimal risk and no major challenge addressed.
2) limited in complexity, limited innovation or risk and relatively easy to implement.
3) moderate in complexity, perceived as somewhat difficult but manageable to implement.
4) significant in complexity, perceived as difficult and hard to implement.
5) exceptionally complex and perceived as very hard to implement.

Novelty /5

25%

The submission is…

1) not novel. Common or well-known solutions which are already widely implemented.
2) slightly novel to the participant only.
3) moderately novel, with some adaptation of existing ideas.
4) highly novel with strong element of originality.
5) a breakthrough innovation which is new to the world.

KEY

Score	*Overall output*
50% /5	*Scoring factors*
Aa	*Computed scoring*
Aa	*Expert panel judgement*

AWARD DESCRIPTION

TEAM OF THE YEAR

CATEGORY PURPOSE

This category recognizes a team who have demonstrated exceptional collaboration and commitment toward creating a sustainable future. Their collective efforts have not only benefitted their own organization, but also set a powerful example of what can be achieved when we work together towards a greener future.

EXPLANATION OF METRICS

- **Collaboration** the extent to which the participant has worked together with other teams or organisations.
- **Impact** of the solution.
- **Difficulty** the level of complexity and courageousness to implement this solution in context of the participants environment.
- **Novelty** the extent to which the value brought by engagement is new to the participant, new to TAC or new to the world.

GENERAL REMARKS

- This award category honors teams that have demonstrated:
  - Outstanding teamwork and collaboration to develop or implement unique sustainability solution(s) or initiative(s).
  - Success in scaling and implementing their solution, with measurable progress.
  - An ability to inspire or engage others, building momentum for sustainability both within their organization and across the industry.
  - A solution with the potential for industry-wide application, driving significant impact.
- One submission per participant.
- Submissions requires endorsement by others.

INFORMATION & DATA REQUIRED

The submission should include:

- Team background:
  - Names, roles, and expertise of the core team members involved, and a team picture.
  - Names and roles of wider team members involved.
  - Brief description of the sustainability solution(s) or initiative(s) worked on by the team, including the problem it addresses.
- Impact achieved: Measurable results achieved, such as emission reductions, energy savings, waste reduction. Data showing the scalability or potential replication of the solution across the industry
- Teamwork & collaboration: Examples of how the team worked together and engaged with each other. Examples of how the team created a culture of sustainability, inspiring others within their organisation or beyond.
- Learnings: Challenges encountered and how the team collaborated to overcome them, and what was learning by the team. How this is included in future projects / business as usual.
- Endorsement through testimonials or feedback from colleagues, partners, or stakeholders on the team's contributions.

EVALUATION PROCESS

Expert evaluation and peer-voting:

- A panel will evaluate all submissions based on the key metrics. Each metric will be ranked on a scale from 1 to 5, with a weighted scoring system determining the overall scores. Based on these scores, up to 5 finalists will be selected for the next stage.
- All participating organizations will have the opportunity to vote for the winner from the list of finalists. Each organization is allowed one vote in this category. Voters will rank the 5 finalists from highest (1st place) to lowest (5th place).
- The nomination with the highest total points across all votes will be declared the winner.
- Participants are not allowed to vote for nominations from their own organization, subsidiaries, or affiliates. This ensures unbiased voting and a fair selection process.

AWARD CALCULATION

TEAM OF THE YEAR

Score
TEAM OF THE YEAR

Collaboration /5
25%

There is…
1) no collaboration achieved and no effort made to collaborate.
2) limited collaboration but interactions are infrequent or superficial.
3) some collaboration when required but no effort to go beyond what is necessary.
4) strong collaboration and participants actively seek out opportunities to work together.
5) exceptional collaboration across a wide-range of teams, participants champion collaboration

Impact /5
25%

The submission has…
1) no tangible sustainable impact improvement and financial impact does not create positive business case.
2) small sustainable impact but level unclear nor quantified, high financial cost creates very weak business case.
3) some sustainable impact and supported by numbers but requires notable cost creating moderate business case.
4) considerable sustainable impact, detailed and supported by numbers and achievable with realistic, justified costs creating good business case.
5) significant sustainable impact, supported by numbers, methodology and detailed explanations and exceptionally cost-efficient creating strong business case.

Difficulty /5
25%

The submission is…
1) low in complexity, minimal risk and no major challenge addressed.
2) limited in complexity, limited innovation or risk and relatively easy to implement.
3) moderate in complexity, perceived as somewhat difficult but manageable to implement.
4) significant in complexity, perceived as difficult and hard to implement.
5) exceptionally complex and perceived as very hard to implement

Novelty /5
25%

The submission is…
1) not novel. Common or well-known solutions which are already widely implemented.
2) slightly novel to the participant only.
3) moderately novel, with some adaptation of existing ideas.
4) highly novel with strong element of originality.
5) a breakthrough innovation which is new to the world.

KEY

Score	*Overall output*
50% /5	*Scoring factors*
Aa	*Computed scoring*
Aa	*Expert panel judgement*

AWARD DESCRIPTION

GAME CHANGER OF THE YEAR

CATEGORY PURPOSE

This award honors individuals who have shown exceptional dedication, vision, and leadership in driving sustainability within their organization and/or in the wider industry.

EXPLANATION OF METRICS

- **Leadership** demonstration of the ability to lead and inspire others.
- **Impact** of the nominee's initiatives.
- **Vision** demonstration of a clear vision on addressing most industry-relevant challenges and obstacles.
- **Collaboration** the extent to which the participant has worked together with other teams or organisations.

GENERAL REMARKS

- This award category honors individuals who:
  - Demonstrate leadership in accelerating sustainability within their company and among industry partners.
  - Actively engage and collaborate with others to drive impactful.
  - Lead by example, inspiring others and embedding sustainability into the core of their organization.
  - Achieve measurable outcomes that contribute to long-term impact in aviation.
  - Inspire behavioral change within their organization.
- One nomination per participating organization. Participating organisations should select their nominee internally. Nominees can include up to director-level (C-Suite and VP-level excluded).
- Submissions requires endorsement by C-suite or sustainability leadership.

INFORMATION & DATA REQUIRED

To nominate an individual for the award, the submission should include the following:

- Nominees background:
  - Name, position, and role of the individual within their organization, and a picture. Brief description of the nominee's background and role in sustainability.
  - Description of sustainability initiatives led by the individual.
  - Overview of the collaboration they have demonstrated. This could include collaborations with internal teams or external organizations.
- Demonstration of the ability to lead and inspire others.
- Measurable results of the nominee's efforts, such as reduction in emissions, energy or water savings, or waste reduction achieved through their initiatives and optionally testimonials or statements from colleagues, partners, or stakeholders on the nominee's influence and impact.
- Summary of the individual's sustainability vision.
- Endorsement by C-Suite executive or Sustainability Leadership.

EVALUATION PROCESS

Expert evaluation and peer-voting:

- A panel will evaluate all submissions based on the key metrics. Each metric will be ranked on a scale from 1 to 5, with a weighted scoring system determining the overall scores. Based on these scores, up to 5 finalists will be selected for the next stage.
- All participating organizations will have the opportunity to vote for the winner from the list of finalists. Each organization is allowed one vote in this category. Voters will rank the 5 finalists from highest (1st place) to lowest (5th place).
- The nomination with the highest total points across all votes will be declared the winner.
- Participants are not allowed to vote for nominations from their own organization, subsidiaries, or affiliates. This ensures unbiased voting and a fair selection process.

AWARD CALCULATION

GAME CHANGER OF THE YEAR

Score
GAME CHANGER OF THE YEAR

Leadership /5
25%

The Game Changer demonstrates…

1) little to no leadership or ability to inspire others, with minimal evidence of influence on sustainability efforts.
2) limited leadership, with some ability to inspire others but little evidence of broader influence or sustained action.
3) moderate leadership, effectively engaging and inspiring colleagues or stakeholders with noticeable impact.
4) strong leadership, consistently inspiring others and playing a key role in advancing sustainability within the organization or industry.
5) exceptional leadership, inspiring widespread action and serving as a role model for sustainability, with clear evidence of transformational influence.

Impact /5
25%

The Game Changer's initiatives have…

1) no tangible sustainable impact improvement and financial impact does not create positive business case.
2) small sustainable impact but level unclear nor quantified, high financial cost creates very weak business case.
3) some sustainable impact and supported by numbers but requires notable cost creating moderate business case.
4) considerable sustainable impact, detailed and supported by numbers and achievable with realistic, justified costs creating good business case.
5) significant sustainable impact, supported by numbers, methodology and detailed explanations and exceptionally cost-efficient creating strong business case.

Vision /5
25%

The Game Changer demonstrates…

1) no clear vision or understanding of the industry's sustainability challenges and opportunities.
2) limited vision, with some awareness of industry challenges.
3) a clear and moderate vision, with a defined approach to tackling key industry challenges and obstacles.
4) a strong vision, articulating innovative and well-thought-out strategies to address industry-relevant challenges.
5) exceptional vision, offering bold, innovative, and highly strategic approaches to the most pressing industry challenges.

Collaboration /5
25%

The Game Changer has shown…

1) no collaboration and no effort made to work with others.
2) limited collaboration but interactions are infrequent or superficial.
3) some collaboration when required but no effort to go beyond what is necessary.
4) strong collaboration and nominee actively seeks out opportunities to work with others.
5) exceptional collaboration across a wide-range of teams, nominee champions collaboration.

KEY

Score	*Overall output*
50% /5	*Scoring factors*
Aa	*Computed scoring*
Aa	*Expert panel judgement*

ANNIVERSARY AWARDS

AWARD DESCRIPTION

BEST CROSS-INDUSTRY COLLABORATION

CATEGORY PURPOSE

This award recognizes the best cross-industry partnership. It celebrates partnerships which have created significant financial or environmental impact, redefining the industry and creating new opportunities to accelerate change.

EXPLANATION OF METRICS

- **Collaboration** the extent to which the participant has worked together with other organisations.
- **Impact** of the collaboration.
- **Difficulty** the level of complexity and courageousness of this collaboration in context of the participants environment.
- **Novelty** the extent to which the value brought by collaboration is new to the participants, new to TAC or new to the world.

GENERAL REMARKS

- This award honors outstanding cross-industry partnerships that have had meaningful financial, or environmental impact.
- Participants are encouraged to forge collaborations across the industry, to maximise their collective impact and achieve greater results together.
- The award celebrates innovative collaboration that inspires others to pursue partnerships which drive change.
- Submissions should illustrate how the partnership has generated new opportunities or benefits that would not have been possible independently.
- The partnership must be with an organisation external to the participant, not between internal teams.
- Participants can submit multiple submissions.

INFORMATION & DATA REQUIRED

The submission should include:

- A description of the partnership, including the organizations involved and their roles as well as how the partnership is new this year.
- Background on how the collaboration was formed and the objective, including environmental challenges addressed.
- Industry relevance: Relevance of the outcomes of the collaboration to the industry, providing solutions that are both impactful and implementable.
- Evidence of the collaboration's scalability or potential for adoption across the aviation industry.
- Any ripple effects or influence the collaboration has had on industry standards or sustainability practices.

EVALUATION PROCESS

Expert evaluation and jury winner selection:

- An expert panel will evaluate all submissions based on the predefined key metrics. Each metric will be scored on a scale of 1 to 5, with a weighted scoring system used to calculate the overall score.
- Based on the panel's scores, up to five finalists will be selected as the top submissions.
- The panel uses their industry expertise to review the impact and industry relevance of the collaboration.
- The finalists will be reviewed by a jury and they will select the winner.

AWARD CALCULATION

BEST CROSS-INDUSTRY COLLABORATION

Score
BEST CROSS-INDUSTRY COLLABORATION

Collaboration /5
30%

There is…
1) no collaboration achieved and no effort made to collaborate.
2) limited collaboration but interactions are infrequent or superficial.
3) some collaboration when required but no effort to go beyond what is necessary.
4) strong collaboration and participants actively seek out opportunities to work together.
5) exceptional collaboration across a wide-range of teams, participants champion collaboration.

Impact /5
30%

The collaboration has…
1) no tangible environmental impact improvement and financial impact does not create positive business case.
2) small environmental impact but level unclear nor quantified, high financial cost creates very weak business case.
3) some environmental impact and supported by numbers but requires notable cost creating moderate business case.
4) considerable environmental impact, detailed and supported by numbers and achievable with realistic, justified costs creating good business case.
5) significant environmental impact, supported by numbers, methodology and detailed explanations and exceptionally cost-efficient creating strong business case.

Difficulty /5
20%

The collaboration is…
1) low in complexity, minimal risk and no major challenge addressed.
2) limited in complexity, limited innovation or risk and relatively easy to implement.
3) moderate in complexity, perceived as somewhat difficult but manageable to implement.
4) significant in complexity, perceived as difficult and hard to implement.
5) exceptionally complex and perceived as very hard to implement.

Novelty /5
20%

The collaboration is…
1) not novel. Common or well-known which is already widely implemented.
2) slightly novel to the participants only.
3) moderately novel, with some adaptation of existing ideas.
4) highly novel with strong element of originality.
5) breakthrough innovative collaboration which is new to the world.

KEY

Score	*Overall output*
50% /5	*Scoring factors*
Aa	*Computed scoring*
Aa	*Expert panel judgement*

AWARD DESCRIPTION

BEST TAC PARTNERSHIP

CATEGORY PURPOSE

This award recognizes the value of partnerships between TAC participants and their ability to create continued significant social, financial or environmental impact. It is a joint submission between two or more TAC participants, allowing all partners to highlight the impact of their collaboration.

EXPLANATION OF METRICS

- **Collaboration** the extent to which the participant has worked together with other organisations.
- **Impact** of the collaboration.
- **Difficulty** the level of complexity and courageousness of this collaboration in context of the participants environment.
- **Vision** demonstration of a clear vision on addressing most industry-relevant challenges and obstacles.

GENERAL REMARKS

- This award honors TAC partnerships that have delivered meaningful social, financial or environmental benefits over time.
- The award recognises alliances that demonstrate the power of collaboration to drive continuous, positive change.
- Submissions should highlight how the partnership has evolved, showcasing a track record of meaningful and innovative achievements.
- Participants are encouraged to submit examples of partnerships that demonstrate a strong vision for addressing the industry's key challenges.
- The partnership must be with an organisation external to the participant who is also a participant in TAC, not between internal teams.
- The award is a joint submission by two participants or more, with input required by all participants.
- Participants can submit multiple submissions.

INFORMATION & DATA REQUIRED

The submission should include:

- A description of the partnership, including the organizations involved and their roles.
- Background on the partnership, including how it was formed, how long it has been running and key successes over time.
- Reflections by all participants on the value brought by the partnership and the impact it has had within their own organisation.
- Summary of achievements, environmental challenges addressed, and continue innovative progress made by the partnership over time.
- Industry relevance: Relevance of the outcomes of the partnership to the industry, providing solutions that are both impactful and implementable.
- Any ripple effects or influence the partnership has had on industry standards or sustainability practices.

EVALUATION PROCESS

Expert evaluation and jury winner selection:

- An expert panel will evaluate all submissions based on the predefined key metrics. Each metric will be scored on a scale of 1 to 5, with a weighted scoring system used to calculate the overall score.
- Based on the panel's scores, up to five finalists will be selected as the top submissions.
- The finalists will be reviewed by a jury and they will select the winner.

AWARD CALCULATION

BEST TAC PARTNERSHIP

Score
BEST TAC PARTNERSHIP

Collaboration /5
20%

There is…
1) no collaboration achieved and no effort made to collaborate or collaboration is not with TAC participant.
2) limited collaboration but interactions are infrequent or superficial.
3) some collaboration when required but no effort to go beyond what is necessary.
4) strong collaboration and participants actively seek out opportunities to work together.
5) exceptional collaboration across a wide-range of teams, participants champion collaboration.

Impact /5
30%

The partnership has…
1) no tangible sustainable impact improvement and financial impact does not create positive business case.
2) small sustainable impact but level unclear nor quantified, high financial cost creates very weak business case.
3) some sustainable impact and supported by numbers but requires notable cost creating moderate business case.
4) considerable sustainable impact, detailed and supported by numbers and achievable with realistic, justified costs creating good business case.
5) significant sustainable impact, supported by numbers, methodology and detailed explanations and exceptionally cost-efficient creating strong business case.

Difficulty /5
20%

The partnership is…
1) low in complexity, minimal risk and no major challenge addressed.
2) limited in complexity, limited innovation or risk and relatively easy to implement.
3) moderate in complexity, perceived as somewhat difficult but manageable to implement.
4) significant in complexity, perceived as difficult and hard to implement.
5) exceptionally complex and perceived as very hard to implement.

Vision /5
30%

The partnership demonstrates…
1) no clear vision or understanding of the industry's sustainability challenges and opportunities.
2) limited vision, with some awareness of industry challenges.
3) a clear and moderate vision, with a defined approach to tackling key industry challenges and obstacles.
4) a strong vision, articulating innovative and well-thought-out strategies to address industry-relevant challenges.
5) exceptional vision, offering bold, innovative, and highly strategic approaches to the most pressing industry challenges.

KEY

Score	*Overall output*
50% /5	*Scoring factors*
Aa	*Computed scoring*
Aa	*Expert panel judgement*

AWARD DESCRIPTION

BEST REPLICATED TAC SOLUTION

CATEGORY PURPOSE

This award encourages 'stealing' fellow participants solutions, focusing on environmental and financial impact. It celebrates those participants who have taken inspiration from or improved an existing solution by a fellow participant, supporting consistent progress towards a sustainable future.

EXPLANATION OF METRICS

- **Completeness** of TAC submission in the knowledge sharing platform.
- **Impact** achieved during the challenge period.
- **Transformative Value** created by participant stealing solution.
- **Effort** exerted in replicating and implanting the solution.
- **Implementation Progress** in scaling and implementing the solution across operations.

GENERAL REMARKS

- This award celebrates participants who embrace collaboration by 'stealing' solutions developed by their peers to achieve greater environmental impact.
- Participants are recognized for building on and adopting existing ideas, demonstrating how shared innovation can accelerate progress toward sustainability goals.
- Submissions should highlight how a solution from another participant was reimagined, improved, implemented or scaled to deliver measurable impact.
- Participants should detail the transformative value of the stolen solution on their own operations and environmental and financial impact.
- Participants are able to view past solutions by other participants on the TAC solution repository.
- Participants must have replicated a solution by another participant, they cannot replicate one of their own past solutions.
- Participants can submit multiple submissions.

INFORMATION & DATA REQUIRED

The submission should include:

- During the data submission period, the solution can be selected from the TAC solution repository. Prior to this the solution must be uploaded/updated.
- A description of the 'stolen' solution, including:
  - Overview of the original solution and the new, implemented solution by the participant, including details of the 'original creator' of the solution.
- Details of the journey from the original to the new solution and how it was adapted, detailing level of effort.
- Quantifiable improved environmental, such as greater reductions in CO_2 emissions, energy consumption or lower financial cost.
- Opportunities for further scalability, improvement or potential for adoption across the aviation industry.
- Key takeaways from implementing or scaling the solution, including successes, challenges, and insights for future improvements.
- Optional supporting materials, such as visuals, videos, or testimonials, to support the submission and provide additional context or evidence of success.

EVALUATION PROCESS

Expert evaluation and jury winner selection:

- An expert panel will evaluate all submissions based on the predefined key metrics. Each metric will be scored on a scale of 1 to 5, with a weighted scoring system used to calculate the overall score.
- Based on the panel's scores, up to five finalists will be selected as the top submissions.
- The finalists will be reviewed by a jury and they will select the winner.

AWARD CALCULATION

BEST REPLICATED TAC SOLUTION

Score
BEST REPLICATED TAC SOLUTION

Completeness/5
10%

The solution is…
1) not uploaded.
2) incomplete, with key sections or details missing.
3) satisfactory, meeting all basic requirements.
4) comprehensive, covering all required areas in detail.
5) in exhaustive detail, with outstanding clarity, pictures and supporting evidence.

Impact/5
20%

The solution has…
1) no tangible sustainable impact improvement and financial impact does not create positive business case.
2) small sustainable impact but level unclear nor quantified, high financial cost creates very weak business case.
3) some sustainable impact and supported by numbers but requires notable cost creating moderate business case.
4) considerable sustainable impact, detailed and supported by numbers and achievable with realistic, justified costs creating good business case.
5) significant sustainable impact, supported by numbers, methodology and detailed explanations and exceptionally cost-efficient creating strong business case.

Transformative Value/5
25%

The solution shows…
1) no progress or value has decreased.
2) minimal progress with little noticeable difference to prior year, little additional value created.
3) clear progress though changes are moderate and not transformative.
4) significant progress with notable, transformative improvement on last year.
5) exceptional or breakthrough transformation compared to prior year.

Effort/5
25%

The submission shows…
1) little to no effort to replicate or implement the solution.
2) minimal effort with only partial replication or implementation of the solution.
3) adequate effort to replicate the solution with some minor gaps or missed steps.
4) strong effort to fully replicate the solution with careful attention to detail.
5) exceptional effort above and beyond replicating and implementing the solution.

Implementation Progress/5
20%

The submission shows…
1) the solution is not implemented anywhere in the organisation.
2) only basic or easy features of solution are implemented or solution is not working as intended.
3) significant portions of the solution are implemented but only in certain areas and some key features are missing.
4) the majority of the solution is implemented across the organisation, minor features are incomplete.
5) the solution is fully implemented across the organisation.

KEY

Score	*Overall output*
50% /5	*Scoring factors*
Aa	*Computed scoring*
Aa	*Expert panel judgement*

AWARD DESCRIPTION

GREATEST SOLUTION PROGRESS

CATEGORY PURPOSE

This award celebrates the greatest progress made on an existing solution compared to initial submission, focusing on environmental and financial impact. It recognizes participants that have continued to improve an existing solution, utilizing previous hard work and progress to continue to push boundaries.

EXPLANATION OF METRICS

- **Completeness** of TAC submission in the knowledge sharing platform.
- **Progression vs Initial submission** the extent of improvement compared to first submission.
- **Impact** achieved during the challenge period.
- **Difficulty** the level of complexity and courageousness of this collaboration in context of the participants environment.

GENERAL REMARKS

- This award recognises participants who have continued to improve an existing solution, demonstrating significant progress since last year.
- Participants are recognized for their commitment to building on past achievements, continually refining their solutions to deliver generate measurable environmental impact.
- Submissions should showcase how a previous solution has undergone substantial and meaningful improvements, increasing the impact of the solution.
- The award aims to highlight the importance of maximising the potential of established solutions alongside creating new ones.
- Participants can submit multiple submissions.

INFORMATION & DATA REQUIRED

The submission should include:

- During the data submission period, the solution can be selected from the TAC solution repository. Prior to this the solution must be uploaded/updated.
- A description of the solution, including:
  - Overview of the solution last year and the new, improved solution this year.
- Details of the journey from the original to the improved solution, an overview of progression and how it was adapted.
- Quantifiable improved environmental or financial impact, such as greater reductions in CO_2 emissions, reduced energy consumption or significantly lower cost.
- Opportunities for further scalability, improvement or potential for adoption across the aviation industry.
- Key takeaways from improving the solution, including successes, challenges, and insights for future improvements.
- Reflection on the complexity and challenges of progressing the solution within the participant's unique environment, including barriers overcome and lessons learned.
- Optional supporting materials, such as visuals, videos, or testimonials, to support the submission and provide additional context or evidence of success.

EVALUATION PROCESS

Expert evaluation and jury winner selection:

- An expert panel will evaluate all submissions based on the predefined key metrics. Each metric will be scored on a scale of 1 to 5, with a weighted scoring system used to calculate the overall score.
- Based on the panel's scores, up to five finalists will be selected as the top submissions.
- The finalists will be reviewed by a jury and they will select the winner.

AWARD CALCULATION

GREATEST SOLUTION PROGRESS

Score
GREATEST SOLUTION PROGRESS

Completeness /5
10%

The submission is…
1) not uploaded.
2) incomplete, with key sections or details missing.
3) satisfactory, meeting all basic requirements.
4) comprehensive, covering all required areas in detail.
5) in exhaustive detail, with outstanding clarity, pictures and supporting evidence.

Progression vs Initial Submission /5
40%

The solution shows…
1) no progress or performance has regressed.
2) minimal progress with little noticeable difference to prior year.
3) clear progress though changes are moderate and not transformative.
4) significant progress with notable improvement on last year.
5) exceptional or breakthrough progress compared to prior year.

Impact /5
25%

The solution has…
1) no tangible sustainable impact improvement and financial impact does not create positive business case.
2) small sustainable impact but level unclear nor quantified, high financial cost creates very weak business case.
3) some sustainable impact and supported by numbers but requires notable cost creating moderate business case.
4) considerable sustainable impact, detailed and supported by numbers and achievable with realistic, justified costs creating good business case.
5) significant sustainable impact, supported by numbers, methodology and detailed explanations and exceptionally cost-efficient creating strong business case.

Difficulty /5
25%

The solution is…
1) low in complexity, minimal risk and no major challenge addressed.
2) limited in complexity, limited innovation or risk and relatively easy to implement.
3) moderate in complexity, perceived as somewhat difficult but manageable to implement.
4) significant in complexity, perceived as difficult and hard to implement.
5) exceptionally complex and perceived as very hard to implement.

KEY

Score	*Overall output*
50% /5	*Scoring factors*
Aa	*Computed scoring*
Aa	*Expert panel judgement*

AWARD DESCRIPTION

BEST NEW INNOVATION

CATEGORY PURPOSE

This award celebrates the best new innovation focusing on potential environmental impact. It recognizes solutions that demonstrate both originality and significant impact.

EXPLANATION OF METRICS

- **Completeness** of TAC submission in the knowledge sharing platform.
- **Impact** of the solution.
- **Viability** the potential of the solution to be implemented more widely.
- **Novelty** the extent to which the solution is new to the participant, new to TAC or new to the world.

GENERAL REMARKS

- This award celebrates participants that pioneer innovative solutions with the power to create meaningful environmental change.
- Participants are recognized for demonstrating originality and delivering measurable positive impacts on the environment.
- Submissions should highlight how new and innovative solutions address pressing environmental challenges, setting themselves apart through creativity and effectiveness.
- Participants can submit multiple submissions.

INFORMATION & DATA REQUIRED

The submission should include:

- During the data submission period, the solution can be selected from the TAC solution repository. Prior to this the solution must be uploaded/updated.
- A description of the solution, including:
  - Details of the solution, emphasizing the creativity, originality, or unconventional methods used.
- Quantifiable environmental benefits, such as reductions in CO_2 emissions, energy consumption, waste management improvements, financial cost, or mitigation of non-CO_2 effects.
- Opportunities for further scalability, improvement or potential for adoption across the aviation industry.
- Implementation approach and detailed plans to implement the solution on a larger scale. Include timelines, actionable steps, resources required, and risk mitigation strategies.
- Key takeaways from implementing the solution, including successes, challenges, and insights for future improvements.
- Optional supporting materials, such as visuals, videos, or testimonials, to support the submission and provide additional context or evidence of success.

EVALUATION PROCESS

Expert evaluation and jury winner selection:

- An expert panel will evaluate all submissions based on the predefined key metrics. Each metric will be scored on a scale of 1 to 5, with a weighted scoring system used to calculate the overall score.
- Based on the panel's scores, up to five finalists will be selected as the top submissions.
- The finalists will be reviewed by a jury and they will select the winner.

AWARD CALCULATION

BEST NEW INNOVATION

Score
BEST NEW INNOVATION SOLUTION

Completeness /5
10%

The submission is…
1) not uploaded.
2) incomplete, with key sections or details missing.
3) satisfactory, meeting all basic requirements.
4) comprehensive, covering all required areas in detail.
5) in exhaustive detail, with outstanding clarity, pictures and supporting evidence.

Impact /5
30%

The solution has…
1) no tangible sustainable impact improvement and financial impact does not create positive business case.
2) small sustainable impact but level unclear nor quantified, high financial cost creates very weak business case.
3) some sustainable impact and supported by numbers but requires notable cost creating moderate business case.
4) considerable sustainable impact, detailed and supported by numbers and achievable with realistic, justified costs creating good business case.
5) significant sustainable impact, supported by numbers, methodology and detailed explanations and exceptionally cost-efficient creating strong business case.

Viability /5
20%

The solution is…
1) not viable or practical for broader use.
2) only slightly viable with limited opportunities for wider implementation.
3) moderately viable but with notable adaptation or resources.
4) viable and can be implemented more widely with only minor adjustments.
5) highly viable and easily adaptable to a range of environments.

Novelty /5
40%

The solution is…
1) not novel. Common or well-known solution which is already widely implemented.
2) slightly novel to the participants but has been seen before elsewhere.
3) moderately novel, with some adaptation of existing ideas.
4) highly novel with strong element of originality.
5) a breakthrough innovation which is new to the world.

KEY

Score	*Overall output*
50% /5	*Scoring factors*
Aa	*Computed scoring*
Aa	*Expert panel judgement*

7

APPENDIX

RULES OF THE FLIGHT

Note: For the 2026 edition of TAC, the showcase flight is no longer a mandatory requirement and is now optional. Participation in the two "Showcase Awards" categories, however, still requires completion of a showcase flight.

Generic Requirements

- A minimum of one TAC showcase flight needs to be operated to be eligible for award for airline participants. The route and exact timing can be chosen by your airline during the showcase period.
- It needs to be an existing commercial route within the network.
- Flights are only eligible when the destination cannot be reached by alternative transportation within 6 hours (measured from airport to airport). No low distance short-haul flights.
- Both flight data and baseline data are required to be shared with Royal Netherlands Aerospace Centre to calculate CO_2 emission intensity and collective impact for TAC.

Data Requirements

- Templates for data collection of the showcase flight and baseline data will be provided.
- Baseline flights by same sub-type (e.g. Embraer E195-E2 according to ICAO Aircraft Type Designators) and on the same route in 2026, preferably within three months of showcase flight. Aircraft registrations may differ.
- Data of 40 flights of the same leg and aircraft are required for baseline calculation.
- RTK is calculated using commercial payload (passenger and cargo, based on global standards) multiplied by great circle distance.

Data Required for Calculation of TAC Flight Impact

- # Passengers transported (per cabin)
- Block fuel burn, both SAF & conventional kerosene fuel (tonne)
- Ground distance (km)
- Wind correction data
- Share of SAF in the tank
- SAF emission reduction factor
- Flight time (airborne)
- Average true airspeed
- Airport pair
- Freight weight i.e. cargo and mail not checked-in luggage

Data Calculated

- Revenue weight (tonne)
- CO_2 emitted (tonne) incl. and excl. reduction through SAF
- CO_2 intensity

RULES OF THE EVENT

Note: For the 2026 edition of TAC, the showcase flight is no longer a mandatory requirement and is now optional. Participation in the two "Showcase Awards" categories, however, still requires completion of a showcase flight.

Generic Requirements

- A minimum of one TAC showcase event needs to be run to be eligible for awards for airport participants. The location and exact timing can be chosen by your organisation during the showcase period.
- At least one of the solutions tested at the showcase event must be related to airport operations (airside, terminal, baggage).
- The event needs to be at your airport.
- Both event data and baseline data are required to be shared with PA consulting group and Royal Netherlands Aerospace Centre to calculate CO_2 emissions and collective impact for TAC.

Data Requirements

- Templates for data collection of the showcase event and baseline data will be provided.
- Data from 30 days of operation for baseline calculation

Data Required for Calculation of TAC Event Impact

- Total electricity, gas and fuel use
- % renewable energy used
- Total water consumed
- % water reused
- Kg waste produced
- Tons of waste
- recycled
- Share of SAF in the tank
- NO_x emissions

Further details to be provided on this specific data requirement.

Data Calculated

- CO2 emitted (tonne)

AWARD EVALUATION

REQUIREMENTS FOR BEST STORYTELLING SHOWCASE VIDEO

Deadline: 6 November 2026

Format requirements:

- ✓ MP4 format, 1080p+
- ✓ 3-5 minutes
- ✓ In English or with English subtitles
- ✓ Landscape or portrait
- ✓ Use clear naming: [Airline_Location_Subject_Date]

Content requirements:

- ✓ Showcase details, including the date, route & aircraft type if flight, location if ground-based, and people involved.
- ✓ Brief summary of all sustainability solutions demonstrated and their intended impact and key datapoints to measure impact of these solutions
- ✓ Key data used to measure Summary of lessons learned and scalability of solution(s) tested



INDICATIVE INTERNAL MEETINGS FOR PARTICIPANTS

Month	Meeting	Duration	Meeting Description	Outcomes
Feb	**Challenge Kick-Off**	60 min	• Introduce key teams to each other • Align details of the challenge (e.g. deliverables, timelines, roles, comms) • Explore theme for the year • Answer any initial questions • For returning participants, reflect on learnings from last year's challenge	• Shared understanding of challenge objectives, deliverables and success criteria • Agreement on communication channels, roles and challenge timelines • Team members take away ideas to flesh out and bring to next session
Feb	**Idea Review**	120 min	• Brainstorm ideas for this year's solutions between kick-off and review. • Discuss initial ideas- which work well together, shortlist ideas for further development and exploration, offer constructive feedback to others.	• Shortlisted ideas for further development • Alignment on theme, coordination, and requirements • Constructive feedback for refinement
Mar	**Framework Design**	60 min	• Define clear process to assess solution ideas • Create evaluation criteria (e.g. feasibility viability, desirability and sustainability) • Consider awards the shortlisted solutions could be submitted for- how can solution be designed to meet these.	• Documented framework and process for evaluating shortlisted ideas • Agreed evaluation criteria • Timeline for evaluation of shortlisted ideas agreed
Mar	**Feasibility Review**	90 min	• Specific session to assess feasibility of shortlisted ideas • Bring in relevant technical and delivery expertise from wider organisation. • Identify areas which need further development ahead of formal review	• Confirmation of feasibility of ideas, discounting any which cannot be done • Identified risks and mitigations for shortlisted solutions
Apr	**Review Sessions**	3x 60 min	• A series of review sessions to discuss and determine scoring of each shortlisted solution against the evaluation criteria. • Final selection of solutions to move into build phase.	• Solutions scored against evaluation criteria • Solutions selected to take forward into build phase
May	**Build Phase Kick-Off**	90 min	• Officially commence hands-on development of solutions. • Overview the final selected solutions, define timelines, milestones and requirements for implementation. • Identify risks, dependencies and mitigations. • Establish communication channels and check-ins.	• Agreement on timelines and key milestones • Understanding of risks, dependencies and mitigations • Communication and check-ins established

INDICATIVE MEETINGS FOR TAC PARTICIPANTS

Month	Meeting	Duration	Meeting Description	Outcomes
Jun	**Showcase Plan Kick-Off**	120 min	• What does the showcase event/flight need to look like to show solutions? • Determine destination • Identify deadlines, team briefings • Assign responsibility for organising the showcase • Identify evidence and data that needs to be captured and how this will be done.	• Clear understanding of roles and responsibilities for showcase • Data and evidence required identified and collection organized • Showcase event/flight requirements and timelines understood
Jun-Oct	**Build Sessions**	30 min - every 2 weeks	• Regular check-in meetings over the course of the build phase. • Monitor progress, identify and resolve any blockers • Reiterate plan and solutions based on feedback and development.	• Visibility of solution build progress • Regular forum for discussion to aid smooth development of solutions
Jun-Oct	**Showcase Sessions**	30 min - every 2 weeks	• Regular check-in meetings over the lead up to the showcase. • Monitor progress of preparations, identify and resolve blockers • Reiterate plans based on feedback.	• Visibility of showcase preparations • Regular forum for discussion to aid smooth preparation for showcase initiative
Aug	**Award Drafts**	90 min	• Identify award and solution submissions • Plan message in award submissions and identify key points to convey. • Identify additional solution enhancements to support award submission and incorporate into build. • Assign responsibility for writing first draft of award submissions.	• Preliminary list of awards to submit for • Skeleton structure for award submissions • Responsibility for award submission drafting allocated • Understanding of any additional requirements for solution build
Oct	**Showcase Review**	90 min	• Teams review showcase event/flight. • Understand key successes and identify learnings to take into next year • Identify solutions scalability and implementation elsewhere and assign responsibility for this.	• Successes and learnings from showcase understood • Agreement on plan and responsibility for scaling solutions
Oct	**Final Award Review**	90 min	• Review and finalize award submissions, resolving feedback and ensuring all fields complete. • Ensure supporting evidence and data provided.	• Award submissions ready to submit
Nov	**Year End Review**	60 min	• Gather everyone involved with the challenge over the year to reflect and celebrate the progress and successes made. • Identify learnings to take forward into the wider airline and look forward to next year's challenge.	• Plan to implement learnings from challenge in wider context • Celebration of successes

EVALUATION PROCESS

PEER VOTING PROCESS

- A panel will evaluate all submissions based on key metrics. Each metric will be ranked on a scale from 1 to 5, with a weighted scoring system determining the overall scores. Based on these scores, up to 5 finalists will be selected for the next stage.
- All participating organizations will have the opportunity to vote for the winner from the list of finalists. Each organization is allowed one vote in this category, ensuring fair representation. Voters will rank the 5 finalists from highest (1st place) to lowest (5th place).
- The ranking will be calculated using the Borda Count method: the item ranked 1st receives points equal to the total number of finalists (e.g., 5 points if there are 5 finalists), and points then decrease incrementally (e.g., 2nd place = 4 points, 3rd place = 3 points, etc.). Items not ranked will receive 0 points. The nomination with the highest total points across all votes will be declared the winner.
- Participants are not allowed to vote for nominations from their own organization, wholly-owned subsidiaries, or affiliates. This ensures unbiased voting and a fair selection process.
- This evaluation method combines in-depth judgment with peer-voting ensuring the winner reflects both meeting certain minimum requirements and industry-wide support.

Rank	Points
1	4
2	3
3	2
4	1

	Voter #1
1	A
2	B
3	C
4	D

	Voter #2
1	B
2	C
3	D
4	A

	Voter #3
1	B
2	A
3	D
4	C

Rank	Points
1	B(11)
2	A (8)
3	C (6)
4	D (5)